

MEMORANDUM

File 160.45

BOARD MEETING: December 13, 2023
AGENDA ITEM NO.: 9.C.
FROM: Berta Mims, Assistant General Manager - Administration
SUBJECT: **Adoption of Resolution Making Findings In Compliance with the Mitigation Fee Act, Five-Year Report**

Summary

The Subdivision Map Act (Government Code §§ 66410, et seq.) and the Mitigation Fee Act (Government Code §§ 66000, et seq.) each contain certain requirements relative to the imposition of fees by local governmental agencies. The Subdivision Map Act allows a local government entity to adopt an ordinance, subject to certain conditions, to require the payment of fees for the purposes of funding the actual or estimated cost of constructing drainage facilities, for the removal of surface and storm waters from local drainage areas. (Gov. Code § 66483.) The Mitigation Fee Act sets forth certain requirements that must be followed by a local agency in establishing or imposing fees. In addition to requiring the District to establish the purpose of the fee, identify the use to which the fee is to be put, and determine the reasonable relationship between the fee's use and the type of development project on which the fee is imposed. The Mitigation Fee Act requires that any fee collected for the purpose of financing the cost of public facilities or planned drainage facilities shall be segregated and deposited in separate funds or accounts to avoid commingling of the fees with other revenues or funds. Both Acts require the fees to be expended solely for the construction of facilities, or to reimburse an Agency, or Developer for construction of facilities, for which the fees are collected and for the benefit of the lands paying such fees. The Acts require that any interest earned on fees while on deposit in the funds be credited to the drainage area or fund from which the fees were collected.

After the District receives a fee, the Mitigation Fee Act imposes some reporting requirements. First, the District shall deposit, invest, account for, and expend the fees pursuant to Government Code Section 66006. As previously mentioned, these funds are kept in a separate capital facilities account to avoid commingling of the fees with other revenues and funds of the District. Furthermore, this Act requires on an annual basis, certain information be made available to the public. In addition, once every five years, the Board of Directors, by resolution, must make certain findings and declare the unexpended funds held in the Pre-Paid Drainage Assessment (PPDA) Trust Fund are needed for future construction or reimbursement.

Government Code Section 66001(d) requires that certain findings be made every five years with regard to unexpended funds held in the PPDA Trust Fund. The following is an excerpt from Government Code Section 66001:



BOARD MEETING: December 13, 2023

AGENDA ITEM NO.: 9.C.

(d) For the fifth fiscal year following the first deposit into the account or fund, and every five years thereafter, the local agency shall make all of the following findings with respect to that portion of the account or fund remaining unexpended, whether committed or uncommitted:

- 1) Identify the purpose to which the fee is to be allocated.
- 2) Demonstrate a reasonable relationship between the fee and the purpose for which it is charged.
- 3) Identify all sources and amounts of funding anticipated to complete financing in incomplete improvements identified in paragraph (2) of subdivision (a).
- 4) Designate the approximate dates on which the funding referred to in subparagraph (3) is expected to be deposited into the appropriate account or fund.

In order to comply with both the findings required annually and the five-year basis, staff prepared a report and made it available to the public on the District's website on November 29, 2023. The District's report has been available to the public for more than fifteen (15) days (as required by the Government Code) and the Board of Directors, after review of the report, should adopt the attached Resolution confirming the above findings pursuant to Government Code Section 66001(d).

Recommendation

It is recommended the Board of Directors:

- 1) Review the information presented in this memorandum, and
- 2) Make the following findings related to that information:
 - a. That the purpose for which the fee is to be put has been identified.
 - b. That a reasonable relationship has been demonstrated between the fee and the purpose for which it was charged,
 - c. That all sources and amounts of funding anticipated to complete financing in incomplete improvements have been identified,
 - d. That the approximate dates on which the funding referred to above is expected to be deposited into the appropriate fund has been designated.
- 3) Adopt the attached Resolution confirming these findings.

Discussion

The Mitigation Fee Act specifies certain requirements for establishing, increasing, or imposing a fee as a condition of approval of a development project. These requirements are fulfilled each year through adoption of a Resolution establishing the schedule of drainage fees and costs for local drainage areas. Following receipt of a fee, the Act has additional requirements.

The District established PPDA Trust Funds to comply with the Act's requirement to segregate fees. The Funds were first subdivided into three (3) Zones. Zone 1 consists of drainage areas around the core area of the Cities. These drainage areas are all independent watersheds each with their own drainage system and drainage fee schedule. Each drainage area has a separate fund to account for fees individually. Zone 2 is comprised of the drainage areas within the original core

BOARD MEETING: December 13, 2023

AGENDA ITEM NO.: 9.C.

area of the City of Fresno and has been aggregated into a combined drainage system with one drainage fee schedule. Zone 3 is comprised of the drainage areas within the original core area of the City of Clovis and has been aggregated into a combined drainage system with one drainage fee schedule.

In accordance with the yearly public reporting requirements, the following eight items were made available to the public within 180 days of the end of the fiscal year. The following information was made available on the District's website on November 29, 2023. The information is also provided herein for the Board of Directors to review and make the necessary findings related to adoption of the attached Resolution.

1)A brief description of the type of fee in the account or fund.

The funds within the PPDA Trust Fund are drainage fees paid by development at the time of construction on property within the District.

2)The amount of the fee.

The current amount of the drainage fee is that fee rate adopted by Resolutions of the Board of Directors that are attached as Exhibit Nos. 1a through 1f.

3)The beginning and ending balance of the account or fund.

This information is identified on Exhibit No. 2 and Exhibit No. 3.

4)The amount of the fees collected and the interest earned.

This information is identified on Exhibit No. 2 and Exhibit No. 3.

5)Identification of each public improvement on which fees were expended from the fund.

This information is identified in the list on Exhibit No. 4.

6)Identification of an approximate date by which the construction of the public improvement will commence if the local agency determines that sufficient funds have been collected to complete financing on an incomplete public project.

Drainage fees within the account will be expended on future drainage improvements, or as a reimbursement to the District for prior construction, at times when development requires assistance with funding or there is debt to the District's General Fund for prior construction of drainage improvements by the District. As the District desires to utilize these funds to assist the development community, the timing of the use of the funds is dependent upon development activity within a drainage area and the need for the funding. The total current and future obligations of each account are identified in Exhibit No. 2 and Exhibit No. 5.

7)A description of each inter-fund loan or transfer made from the account or fund.

Inter-fund loans are made between accounts or funds on an infrequent basis to assist in the funding of improvements. See Exhibit No. 2 and Exhibit No. 3 for payment of loans between drainage areas in this reporting period.

BOARD MEETING: December 13, 2023

AGENDA ITEM NO.: 9.C.

8)The amount of any refunds made pursuant to subdivision (e) of Section 66001 and any allocations pursuant to subdivision (f) of Section 66001.

This information is provided in Exhibit No. 2, Exhibit No. 3 and Exhibit No. 4.

Respectfully submitted by:

Cindy Bare, Finance Manager

Attachments

1. Exhibits 1-5
2. Resolution

MITIGATION FEE ACT REPORT

MENU OF ATTACHMENTS

For the fiscal year ended June 30, 2023

Exhibit 1 – Drainage Fee Schedules

Exhibit 1a. Resolution 2022-1009

Exhibit 1b. Resolution 2022-1005

Exhibit 1c. Resolution 2023-1012

Exhibit 2 – Annual Mitigation Fee Act Report - Summary

Exhibit 3 – Annual Mitigation Fee Act Report - Beginning and Ending Balances - Zone 1
Drainage Areas

Exhibit 4 – Annual Mitigation Fee Act Report - Checks issued

Exhibit 5 – Annual Mitigation Fee Act Report - Current and Future Obligations – Zone 1
Drainage Areas

Exhibit 1a

Drainage Fee Schedules

Resolution 2022-1009

Resolution Amending the Storm Drainage and Flood Control
Master Plan and Amending the Schedule of Drainage Fees
and Costs, Establishing such Costs and Fees for Local
Drainage Areas (2023-2024)

RESOLUTION NO. 2022-1009

**BEFORE THE BOARD OF DIRECTORS OF THE
FRESNO METROPOLITAN FLOOD CONTROL DISTRICT**

**RESOLUTION AMENDING THE STORM DRAINAGE AND FLOOD CONTROL
MASTER PLAN AND AMENDING THE SCHEDULE
OF DRAINAGE FEES, SURCHARGES AND COSTS ESTABLISHING SUCH
COSTS AND FEES FOR LOCAL DRAINAGE AREAS
(2023-2024)**

WHEREAS, the Board of Directors enacted Resolution No. 1412 on February 9, 1988, establishing a schedule of drainage system costs and fees pursuant to the adopted Storm Drainage and Flood Control Master Plan, said schedule being an element of the drainage fee ordinances of the Fresno Metropolitan Flood Control District, Cities of Clovis and Fresno, and the County of Fresno, which ordinances are incorporated herein by this reference; and

WHEREAS, the Board of Directors enacted resolutions from time to time, amending said schedule, the last District-wide amendment being Resolution No. 2021-979 adopted on December 15, 2021; and

WHEREAS, an amended Storm Drainage and Flood Control Master Plan Map, attached as Exhibit “A” hereto, specifying public facilities and improvements, existing and proposed, which are necessary to provide drainage service and flood control within the respective local drainage areas specified therein, has been presented to the Board of Directors; and

RESOLUTION NO. 2022-1009

Page 2 of 7

WHEREAS, the District's Storm Drainage and Flood Control Master Plan includes a study of the impacts of contemplated future development on the District's existing storm drainage services and facilities in the local drainage areas of the Fresno Metropolitan Flood Control District listed in Exhibit "B" attached hereto, along with an analysis of new, improved or expanded public facilities and improvements required or appropriate to serve development in said local drainage areas; and

WHEREAS, as to each of said local drainage areas, said Map, said Plan and said study set forth the relationship between development and said services or facilities; the estimated cost thereof; and the schedule of per gross acre fees calculated to raise the sum of money necessary to pay the estimated total cost of local drainage facilities therein; and

WHEREAS, said Map and said study were available at the District's office for public inspection and review ten (10) days prior to this public hearing, and notice was given in compliance with the requirements therefor; and

WHEREAS, a public hearing was held pursuant to the public notice cited herein at a regularly scheduled meeting of the Board of Directors of the Fresno Metropolitan Flood Control District; and

WHEREAS, the Board of Directors finds as follows:

A. That the purpose of said fees is to finance facilities within the District required for the removal of surface and storm waters attributable to development; to obviate the menace to the public health, safety and welfare arising from inadequate provision for removal of surface and storm waters occurring as the result of development of property; to prevent

RESOLUTION NO. 2022-1009

Page 3 of 7

deterioration of property values and impairment of conditions making for desirable residential, commercial or industrial development, as the case may be, which would result from the failure to construct planned local drainage facilities relative to development of property; and to prevent deterioration of public streets and other public facilities which would result from failure to construct planned local drainage facilities concurrently with development.

B. The fees adopted and collected pursuant to the drainage fee ordinances and this Resolution are to be used to finance only the public facilities shown on Exhibit “A”, within each of the respective local drainage areas identified in Exhibit “B” hereto.

C. After considering said Map and said study and the analysis prepared by the District; the respective General Plans and community and specific plans prepared by the Development Departments of said County and Cities; and the information and testimony received at this public hearing, the Board of Directors approves said Map and said study, and incorporates such herein. The Board further finds that all new development in the subject area will generate the need for storm drainage facilities therein, and generates an unmet need for storm drainage facilities and services in said area.

D. There is a need in local drainage areas for storm drainage facilities which have not been constructed or have been constructed; said facilities have been called for in, or are consistent with, the General Plans. Development will contribute its fair share toward the facility costs in those local drainage areas listed in Exhibit “B” through payment of the

RESOLUTION NO. 2022-1009

Page 4 of 7

respective drainage fees set forth therein.

E. The facts and evidence presented establish that there is a reasonable relationship between the need for the described public facilities and the impacts of the types of development as described in Exhibits “A” and “B” for which the corresponding fee set forth in Exhibit “B” is charged. There is a reasonable relationship between the use of said fee and development of the lands in the service area for which the fee is charged, as these reasonable relationships or nexuses are described in more detail in the study and Map referred to above.

F. The Storm Drainage and Flood Control Master Plan Map attached hereto as Exhibit “A” and the storm drainage fee rate schedule set forth in Exhibit “B”, as adopted by Paragraphs 2 and 3 herein, revise the District’s Storm Drainage and Flood Control Master Plan, to conform to its General Plan and comply with Section 66483 of the California Government Code.

G. The cost estimates set forth in Exhibit “B” are reasonable cost estimates for constructing these facilities, and the fee schedule set forth therein is based on said estimates and is to generate fees from development which will not exceed the total of these costs.

NOW THEREFORE, it is hereby resolved by the Board of Directors of the Fresno Metropolitan Flood Control District that:

1. The above recitals are true and correct, and this Board so finds and determines.

RESOLUTION NO. 2022-1009

Page 5 of 7

2. This Resolution is exempt from further California Environmental Quality Act (CEQA) assessment per the provisions of Public Resources Code Section 21080(b)(8)(D).

3. The Storm Drainage and Flood Control Master Plan is hereby amended to include that Storm Drain and Flood Control Master Plan Map attached hereto as Exhibit “A” and as supported by Exhibit “B”.

4. The schedule of drainage fees for those respective local drainage areas listed in Exhibit “B” hereto is hereby adopted as set forth in said Exhibit “B”. The District shall prepare a 2023-2024 schedule of drainage fees for each of its local drainage areas, which shall include the amendments adopted herein. Pursuant to California Government Code Section 66017, said schedule of drainage fees shall become effective no sooner than sixty (60) days from the date of adoption of this Resolution. In compliance with California Government Code Section 66017, the District's 2023-2024 schedule of drainage fees shall be effective as of March 1, 2023, in accordance with the drainage fee ordinances. Fees shall be paid in accordance with the drainage fee ordinances and as specified in said 2023-2024 drainage fee schedule.

5. The fee shall be used solely to pay: (a) costs related to the design, administration and construction of the described public storm water facilities; (b) for reimbursing the District for the development's fair share of those costs incurred by the District in the design and construction of the described public storm water facilities; or (c) to reimburse other developers who have constructed public facilities in each service area where those facilities were beyond that needed to mitigate the impacts of the other

RESOLUTION NO. 2022-1009

Page 6 of 7

developers' project or projects and where reimbursement is provided for in the applicable Drainage Fee Ordinance.

6. The District, pursuant to the Drainage Fee Ordinance, shall analyze and review the estimated cost of the described capital improvements for which this fee is charged, the continued or expanded need therefor, and the reasonable relationship between such facility needs and the varying types of development. The General Manager-Secretary shall report the findings to the Board of Directors and recommend any adjustment to this fee or other action as may be needed.

7. Pursuant to California Government Code Section 66022, any judicial action or proceeding to attack, review, set aside, void or annul this Resolution shall be brought within one hundred twenty (120) days of the adoption of this Resolution. Pursuant to California Government Code Section 66022, any judicial action or proceeding to attack, review, set aside, void, or annul the fee increase shall commence within one hundred twenty (120) days of the effective date of the increase, which is identified in Paragraph No. 4 hereinabove. Administrative appeal is a mandatory prerequisite to any such judicial action or proceeding. Such appeal shall be made in writing to the Director of Development of Public Works of the political subdivision in which the property subjected hereto is located (i.e., the City of Fresno, the City of Clovis or the County of Fresno). Such appeal must be made within sixty (60) days after the effective date hereof. The Director shall set the matter for hearing, conduct the hearing and render a decision within forty (40) days after such appeal is filed.

RESOLUTION NO. 2022-1009

Page 7 of 7

8. The Ordinances of the City of Fresno, City of Clovis, and the County of Fresno have an administrative mechanism whereby a property owner who seeks to develop property within the boundaries of the Fresno Metropolitan Flood Control District can challenge the fees imposed thereunder only by first paying said fees under protest. Developers of property within the Fresno Metropolitan Flood Control District shall adhere to the applicable ordinance of the City of Fresno, City of Clovis or the County of Fresno under which it is required that drainage fees must be paid before development is allowed, and that such fee may be paid under protest.

PASSED AND ADOPTED this 14th day of December, 2022, by the following vote to wit:

AYES: Directors Auston, Fowler, Burleson, and Green

NOES: None

ABSENT: Directors Garcia and Busani

ABSTAIN: None

2023 Drainage Fee Schedule with Amendments (County Schedule)

County schedule includes both City of Fresno and Clovis schedules

Exhibit “B”

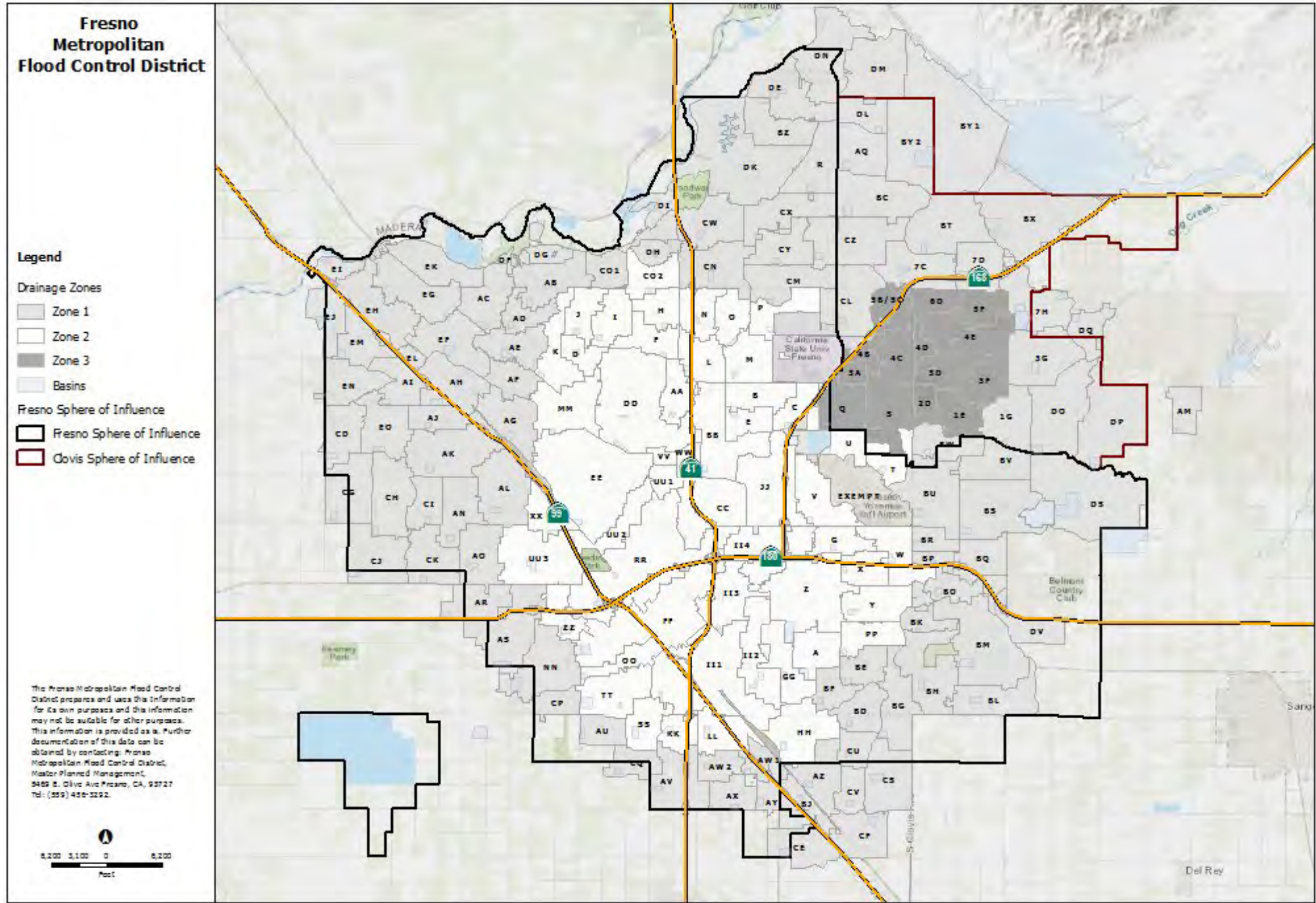
Fresno Metropolitan Flood Control District



2023 DRAINAGE FEE SCHEDULE

Fresno County

Effective Date: 3/8/2023



DRAINAGE FEE SCHEDULE FOR ZONE 1: PLANNED LOCAL DRAINAGE AREAS

Area		AE-5, A-L, O	A1, A2, RR	R-1-E, R-1-EH, R-A	R-1-A, R-1-AH	R-1-B, R-1-C, RE	R-1 40%	R-1 45%	R-1 50%	R-2, M-H	R-3	R-4, T-P	M-1, M-2, M-3, C-R, M-1-P, S-L	C-P, C-M, R-P	C-1, C-2, C-3, C-4, C-5, C-6, C-L, P	Total Cost
R	BASIN	\$1,430	\$1,630	\$2,050	\$2,450	\$2,870	\$3,070	\$3,220	\$3,380	\$3,380	\$3,780	\$4,600	\$6,690	\$7,170	\$7,680	\$3,037,290
	PIPE	\$1,840	\$2,080	\$2,770	\$3,010	\$3,260	\$3,390	\$3,500	\$3,600	\$3,600	\$3,850	\$4,110	\$4,780	\$5,050	\$5,330	\$2,830,980
	TOTAL	\$3,270	\$3,710	\$4,820	\$5,460	\$6,130	\$6,460	\$6,720	\$6,980	\$6,980	\$7,630	\$8,710	\$11,470	\$12,220	\$13,010	\$5,868,270
AB	BASIN	\$1,080	\$1,230	\$1,540	\$1,840	\$2,150	\$2,300	\$2,420	\$2,540	\$2,540	\$2,840	\$3,450	\$5,020	\$5,380	\$5,770	\$1,848,420
	PIPE	\$1,000	\$1,130	\$1,500	\$1,630	\$1,770	\$1,840	\$1,900	\$1,950	\$1,950	\$2,090	\$2,230	\$2,590	\$2,740	\$2,890	\$1,420,070
	TOTAL	\$2,080	\$2,360	\$3,040	\$3,470	\$3,920	\$4,140	\$4,320	\$4,490	\$4,490	\$4,930	\$5,680	\$7,610	\$8,120	\$8,660	\$3,268,490
AC	BASIN	\$640	\$730	\$920	\$1,100	\$1,280	\$1,370	\$1,440	\$1,520	\$1,520	\$1,700	\$2,060	\$3,000	\$3,210	\$3,440	\$1,095,117
	PIPE	\$890	\$1,010	\$1,340	\$1,460	\$1,580	\$1,650	\$1,700	\$1,740	\$1,740	\$1,870	\$1,990	\$2,320	\$2,450	\$2,580	\$1,164,819
	TOTAL	\$1,530	\$1,740	\$2,260	\$2,560	\$2,860	\$3,020	\$3,140	\$3,260	\$3,260	\$3,570	\$4,050	\$5,320	\$5,660	\$6,020	\$2,259,936
AD	BASIN	\$1,520	\$1,740	\$2,180	\$2,610	\$3,050	\$3,260	\$3,430	\$3,600	\$3,600	\$4,020	\$4,890	\$7,120	\$7,620	\$8,170	\$1,240,380
	PIPE	\$480	\$540	\$720	\$780	\$840	\$880	\$910	\$930	\$930	\$1,000	\$1,060	\$1,230	\$1,310	\$1,380	\$330,500
	TOTAL	\$2,000	\$2,280	\$2,900	\$3,390	\$3,890	\$4,140	\$4,340	\$4,530	\$4,530	\$5,020	\$5,950	\$8,350	\$8,930	\$9,550	\$1,570,880
AE	BASIN	\$2,030	\$2,310	\$2,900	\$3,470	\$4,060	\$4,340	\$4,570	\$4,790	\$4,790	\$5,360	\$6,520	\$9,480	\$10,150	\$10,880	\$2,857,260
	PIPE	\$640	\$720	\$960	\$1,040	\$1,130	\$1,170	\$1,210	\$1,240	\$1,240	\$1,330	\$1,420	\$1,650	\$1,740	\$1,840	\$721,050
	TOTAL	\$2,670	\$3,030	\$3,860	\$4,510	\$5,190	\$5,510	\$5,780	\$6,030	\$6,030	\$6,690	\$7,940	\$11,130	\$11,890	\$12,720	\$3,578,310
AF	BASIN	\$950	\$1,090	\$1,360	\$1,630	\$1,900	\$2,040	\$2,140	\$2,250	\$2,250	\$2,510	\$3,060	\$4,450	\$4,760	\$5,100	\$1,600,600
	PIPE	\$500	\$570	\$760	\$820	\$890	\$930	\$960	\$980	\$980	\$1,050	\$1,120	\$1,300	\$1,380	\$1,460	\$510,250
	TOTAL	\$1,450	\$1,660	\$2,120	\$2,450	\$2,790	\$2,970	\$3,100	\$3,230	\$3,230	\$3,560	\$4,180	\$5,750	\$6,140	\$6,560	\$2,110,850
AG	BASIN	\$520	\$590	\$740	\$880	\$1,030	\$1,110	\$1,160	\$1,220	\$1,220	\$1,360	\$1,660	\$2,410	\$2,580	\$2,770	\$1,431,120
	PIPE	\$1,710	\$1,930	\$2,570	\$2,790	\$3,030	\$3,150	\$3,250	\$3,340	\$3,340	\$3,580	\$3,820	\$4,430	\$4,690	\$4,950	\$2,888,080
	TOTAL	\$2,230	\$2,520	\$3,310	\$3,670	\$4,060	\$4,260	\$4,410	\$4,560	\$4,560	\$4,940	\$5,480	\$6,840	\$7,270	\$7,720	\$4,319,200
AH	BASIN	\$1,590	\$1,820	\$2,280	\$2,720	\$3,180	\$3,410	\$3,580	\$3,760	\$3,760	\$4,200	\$5,110	\$7,440	\$7,960	\$8,530	\$5,026,750
	PIPE	\$2,380	\$2,690	\$3,570	\$3,880	\$4,220	\$4,380	\$4,530	\$4,650	\$4,650	\$4,980	\$5,310	\$6,170	\$6,530	\$6,890	\$4,334,150
	TOTAL	\$3,970	\$4,510	\$5,850	\$6,600	\$7,400	\$7,790	\$8,110	\$8,410	\$8,410	\$9,180	\$10,420	\$13,610	\$14,490	\$15,420	\$9,360,900
AI	BASIN	\$1,650	\$1,880	\$2,360	\$2,820	\$3,300	\$3,530	\$3,710	\$3,890	\$3,890	\$4,350	\$5,290	\$7,700	\$8,240	\$8,830	\$2,714,220
	PIPE	\$3,760	\$4,250	\$5,640	\$6,130	\$6,660	\$6,920	\$7,150	\$7,330	\$7,330	\$7,860	\$8,390	\$9,740	\$10,310	\$10,870	\$4,063,700
	TOTAL	\$5,410	\$6,130	\$8,000	\$8,950	\$9,960	\$10,450	\$10,860	\$11,220	\$11,220	\$12,210	\$13,680	\$17,440	\$18,550	\$19,700	\$6,777,920
AJ	BASIN	\$2,020	\$2,300	\$2,890	\$3,450	\$4,040	\$4,320	\$4,540	\$4,770	\$4,770	\$5,330	\$6,480	\$9,430	\$10,100	\$10,820	\$1,826,220
	PIPE	\$620	\$710	\$940	\$1,020	\$1,100	\$1,150	\$1,190	\$1,220	\$1,220	\$1,300	\$1,390	\$1,620	\$1,710	\$1,800	\$458,240
	TOTAL	\$2,640	\$3,010	\$3,830	\$4,470	\$5,140	\$5,470	\$5,730	\$5,990	\$5,990	\$6,630	\$7,870	\$11,050	\$11,810	\$12,620	\$2,284,460
AK	BASIN	\$1,250	\$1,420	\$1,790	\$2,140	\$2,500	\$2,670	\$2,810	\$2,950	\$2,950	\$3,300	\$4,010	\$5,830	\$6,250	\$6,700	\$3,799,410
	PIPE	\$2,210	\$2,500	\$3,320	\$3,610	\$3,920	\$4,070	\$4,200	\$4,310	\$4,310	\$4,620	\$4,930	\$5,730	\$6,060	\$6,390	\$5,019,060
	TOTAL	\$3,460	\$3,920	\$5,110	\$5,750	\$6,420	\$6,740	\$7,010	\$7,260	\$7,260	\$7,920	\$8,940	\$11,560	\$12,310	\$13,090	\$8,818,470
AL	BASIN	\$1,220	\$1,390	\$1,750	\$2,090	\$2,440	\$2,610	\$2,750	\$2,880	\$2,880	\$3,220	\$3,920	\$5,700	\$6,110	\$6,550	\$2,995,610
	PIPE	\$2,630	\$2,970	\$3,940	\$4,280	\$4,650	\$4,840	\$4,990	\$5,130	\$5,130	\$5,490	\$5,860	\$6,810	\$7,200	\$7,600	\$4,931,080
	TOTAL	\$3,850	\$4,360	\$5,690	\$6,370	\$7,090	\$7,450	\$7,740	\$8,010	\$8,010	\$8,710	\$9,780	\$12,510	\$13,310	\$14,150	\$7,926,690
AM	BASIN	\$2,370	\$2,370	\$2,970	\$3,550	\$4,150	\$4,450	\$4,670	\$4,900	\$4,900	\$5,480	\$6,670	\$9,700	\$10,390	\$11,130	\$1,260,966
	PIPE	\$5,950	\$5,950	\$7,900	\$8,590	\$9,330	\$9,700	\$10,010	\$10,280	\$10,280	\$11,010	\$11,750	\$13,650	\$14,440	\$15,230	\$2,886,860
	TOTAL	\$8,320	\$8,320	\$10,870	\$12,140	\$13,480	\$14,150	\$14,680	\$15,180	\$15,180	\$16,490	\$18,420	\$23,350	\$24,830	\$26,360	\$4,147,826

DRAINAGE FEE SCHEDULE FOR ZONE 1: PLANNED LOCAL DRAINAGE AREAS

Area		AE-5, A-L, O	A1, A2, RR	R-1-E, R-1-EH, R-A	R-1-A, R-1-AH	R-1-B, R-1-C, RE	R-1 40%	R-1 45%	R-1 50%	R-2, M-H	R-3	R-4, T-P	M-1, M-2, M-3, C-R, M-1-P, S-L	C-P, C-M, R-P	C-1, C-2, C-3, C-4, C-5, C-6, C-L, P	Total Cost
AN	BASIN	\$2,010	\$2,290	\$2,870	\$3,440	\$4,020	\$4,300	\$4,520	\$4,740	\$4,740	\$5,300	\$6,450	\$9,380	\$10,040	\$10,770	\$2,837,570
	PIPE	\$2,010	\$2,270	\$3,020	\$3,280	\$3,560	\$3,700	\$3,820	\$3,920	\$3,920	\$4,200	\$4,480	\$5,210	\$5,510	\$5,810	\$2,396,200
	TOTAL	\$4,020	\$4,560	\$5,890	\$6,720	\$7,580	\$8,000	\$8,340	\$8,660	\$8,660	\$9,500	\$10,930	\$14,590	\$15,550	\$16,580	\$5,233,770
AO	BASIN	\$1,920	\$2,180	\$2,740	\$3,280	\$3,830	\$4,100	\$4,310	\$4,520	\$4,520	\$5,060	\$6,150	\$8,950	\$9,580	\$10,270	\$3,448,370
	PIPE	\$5,800	\$6,550	\$8,690	\$9,450	\$10,260	\$10,660	\$11,010	\$11,300	\$11,300	\$12,110	\$12,920	\$15,010	\$15,880	\$16,750	\$7,810,850
	TOTAL	\$7,720	\$8,730	\$11,430	\$12,730	\$14,090	\$14,760	\$15,320	\$15,820	\$15,820	\$17,170	\$19,070	\$23,960	\$25,460	\$27,020	\$11,259,220
AQ	BASIN	\$1,910	\$2,180	\$2,730	\$3,270	\$3,820	\$4,090	\$4,300	\$4,510	\$4,510	\$5,040	\$6,130	\$8,920	\$9,550	\$10,240	\$4,111,460
	PIPE	\$5,260	\$5,950	\$7,890	\$8,580	\$9,320	\$9,680	\$10,000	\$10,260	\$10,260	\$11,000	\$11,740	\$13,630	\$14,420	\$15,210	\$7,435,200
	TOTAL	\$7,170	\$8,130	\$10,620	\$11,850	\$13,140	\$13,770	\$14,300	\$14,770	\$14,770	\$16,040	\$17,870	\$22,550	\$23,970	\$25,450	\$11,546,660
AR	BASIN	\$2,220	\$2,530	\$3,170	\$3,800	\$4,440	\$4,750	\$4,990	\$5,240	\$5,240	\$5,860	\$7,120	\$10,360	\$11,100	\$11,900	\$4,564,230
	PIPE	\$7,210	\$8,150	\$10,820	\$11,750	\$12,760	\$13,270	\$13,700	\$14,060	\$14,060	\$15,070	\$16,080	\$18,680	\$19,760	\$20,840	\$9,177,860
	TOTAL	\$9,430	\$10,680	\$13,990	\$15,550	\$17,200	\$18,020	\$18,690	\$19,300	\$19,300	\$20,930	\$23,200	\$29,040	\$30,860	\$32,740	\$13,742,090
AS	BASIN	\$1,610	\$1,840	\$2,310	\$2,760	\$3,230	\$3,450	\$3,630	\$3,810	\$3,810	\$4,260	\$5,180	\$7,540	\$8,070	\$8,650	\$5,108,680
	PIPE	\$5,940	\$6,710	\$8,900	\$9,680	\$10,510	\$10,920	\$11,280	\$11,580	\$11,580	\$12,410	\$13,240	\$15,370	\$16,270	\$17,160	\$13,226,020
	TOTAL	\$7,550	\$8,550	\$11,210	\$12,440	\$13,740	\$14,370	\$14,910	\$15,390	\$15,390	\$16,670	\$18,420	\$22,910	\$24,340	\$25,810	\$18,334,700
AU	BASIN	\$4,570	\$5,210	\$6,540	\$7,820	\$9,140	\$9,780	\$10,290	\$10,790	\$10,790	\$12,070	\$14,680	\$21,350	\$22,860	\$24,500	\$3,972,260
	PIPE	\$5,160	\$5,830	\$7,740	\$8,410	\$9,140	\$9,490	\$9,800	\$10,060	\$10,060	\$10,780	\$11,500	\$13,360	\$14,130	\$14,910	\$3,660,060
	TOTAL	\$9,730	\$11,040	\$14,280	\$16,230	\$18,270	\$19,270	\$20,090	\$20,850	\$20,850	\$22,850	\$26,180	\$34,710	\$36,990	\$39,410	\$7,632,320
AV	BASIN	\$1,730	\$1,970	\$2,480	\$2,960	\$3,460	\$3,700	\$3,900	\$4,090	\$4,090	\$4,570	\$5,560	\$8,080	\$8,660	\$9,280	\$5,850,240
	PIPE	\$8,280	\$9,360	\$12,420	\$13,500	\$14,660	\$15,240	\$15,740	\$16,150	\$16,150	\$17,310	\$18,470	\$21,450	\$22,690	\$23,940	\$15,851,210
	TOTAL	\$10,010	\$11,330	\$14,900	\$16,460	\$18,120	\$18,940	\$19,640	\$20,240	\$20,240	\$21,880	\$24,030	\$29,530	\$31,350	\$33,220	\$21,701,450
AW1	BASIN	\$1,440	\$1,640	\$2,060	\$2,460	\$2,880	\$3,080	\$3,240	\$3,390	\$3,390	\$3,800	\$4,620	\$6,720	\$7,190	\$7,710	\$2,116,990
	PIPE	\$8,090	\$9,150	\$12,140	\$13,190	\$14,330	\$14,890	\$15,380	\$15,780	\$15,780	\$16,920	\$18,050	\$20,960	\$22,180	\$23,390	\$6,606,940
	TOTAL	\$9,530	\$10,790	\$14,200	\$15,650	\$17,210	\$17,970	\$18,620	\$19,170	\$19,170	\$20,720	\$22,670	\$27,680	\$29,370	\$31,100	\$8,723,930
AW2	BASIN	\$1,060	\$1,210	\$1,520	\$1,820	\$2,130	\$2,280	\$2,400	\$2,510	\$2,510	\$2,810	\$3,420	\$4,970	\$5,320	\$5,710	\$1,648,930
	PIPE	\$1,000	\$1,130	\$1,500	\$1,630	\$1,770	\$1,840	\$1,900	\$1,950	\$1,950	\$2,090	\$2,230	\$2,590	\$2,740	\$2,890	\$857,560
	TOTAL	\$2,060	\$2,340	\$3,020	\$3,450	\$3,900	\$4,120	\$4,300	\$4,460	\$4,460	\$4,900	\$5,650	\$7,560	\$8,060	\$8,600	\$2,506,490
AX	BASIN	\$1,290	\$1,470	\$1,850	\$2,210	\$2,590	\$2,770	\$2,910	\$3,050	\$3,050	\$3,420	\$4,150	\$6,040	\$6,470	\$6,930	\$2,047,230
	PIPE	\$2,220	\$2,510	\$3,330	\$3,620	\$3,930	\$4,080	\$4,220	\$4,330	\$4,330	\$4,640	\$4,950	\$5,750	\$6,080	\$6,410	\$1,947,650
	TOTAL	\$3,510	\$3,980	\$5,180	\$5,830	\$6,520	\$6,850	\$7,130	\$7,380	\$7,380	\$8,060	\$9,100	\$11,790	\$12,550	\$13,340	\$3,994,880
AY	BASIN	\$2,020	\$2,300	\$2,880	\$3,450	\$4,030	\$4,320	\$4,540	\$4,760	\$4,760	\$5,320	\$6,470	\$9,420	\$10,080	\$10,810	\$3,676,580
	PIPE	\$3,550	\$4,010	\$5,320	\$5,780	\$6,280	\$6,530	\$6,740	\$6,920	\$6,920	\$7,410	\$7,910	\$9,190	\$9,720	\$10,250	\$3,585,640
	TOTAL	\$5,570	\$6,310	\$8,200	\$9,230	\$10,310	\$10,850	\$11,280	\$11,680	\$11,680	\$12,730	\$14,380	\$18,610	\$19,800	\$21,060	\$7,262,220
AZ	BASIN	\$560	\$640	\$810	\$960	\$1,130	\$1,210	\$1,270	\$1,330	\$1,330	\$1,490	\$1,810	\$2,630	\$2,820	\$3,020	\$1,517,460
	PIPE	\$2,390	\$2,700	\$3,580	\$3,890	\$4,220	\$4,390	\$4,530	\$4,650	\$4,650	\$4,990	\$5,320	\$6,180	\$6,540	\$6,890	\$3,736,100
	TOTAL	\$2,950	\$3,340	\$4,390	\$4,850	\$5,350	\$5,600	\$5,800	\$5,980	\$5,980	\$6,480	\$7,130	\$8,810	\$9,360	\$9,910	\$5,253,560
BC	BASIN	\$1,870	\$2,130	\$2,670	\$3,190	\$3,730	\$3,990	\$4,200	\$4,400	\$4,400	\$4,930	\$5,990	\$8,710	\$9,330	\$10,000	\$5,126,070
	PIPE	\$3,190	\$3,600	\$4,780	\$5,190	\$5,640	\$5,860	\$6,050	\$6,210	\$6,210	\$6,660	\$7,100	\$8,250	\$8,730	\$9,210	\$6,428,990
	TOTAL	\$5,060	\$5,730	\$7,450	\$8,380	\$9,370	\$9,850	\$10,250	\$10,610	\$10,610	\$11,590	\$13,090	\$16,960	\$18,060	\$19,210	\$11,555,060

DRAINAGE FEE SCHEDULE FOR ZONE 1: PLANNED LOCAL DRAINAGE AREAS

Area		AE-5, A-L, O	A1, A2, RR	R-1-E, R-1-EH, R-A	R-1-A, R-1-AH	R-1-B, R-1-C, RE	R-1 40%	R-1 45%	R-1 50%	R-2, M-H	R-3	R-4, T-P	M-1, M-2, M-3, C-R, M-1-P, S-L	C-P, C-M, R-P	C-1, C-2, C-3, C-4, C-5, C-6, C-L, P	Total Cost
BD	BASIN	\$1,630	\$1,860	\$2,330	\$2,790	\$3,260	\$3,490	\$3,670	\$3,850	\$3,850	\$4,310	\$5,240	\$7,620	\$8,160	\$8,740	\$2,706,510
	PIPE	\$3,470	\$3,920	\$5,210	\$5,660	\$6,150	\$6,390	\$6,600	\$6,770	\$6,770	\$7,260	\$7,740	\$8,990	\$9,520	\$10,040	\$3,854,140
	TOTAL	\$5,100	\$5,780	\$7,540	\$8,450	\$9,410	\$9,880	\$10,270	\$10,620	\$10,620	\$11,570	\$12,980	\$16,610	\$17,680	\$18,780	\$6,560,650
BE	BASIN	\$1,540	\$1,760	\$2,200	\$2,630	\$3,080	\$3,290	\$3,460	\$3,630	\$3,630	\$4,060	\$4,940	\$7,190	\$7,700	\$8,250	\$1,481,250
	PIPE	\$2,830	\$3,200	\$4,250	\$4,620	\$5,010	\$5,210	\$5,380	\$5,520	\$5,520	\$5,920	\$6,320	\$7,340	\$7,760	\$8,180	\$2,288,290
	TOTAL	\$4,370	\$4,960	\$6,450	\$7,250	\$8,090	\$8,500	\$8,840	\$9,150	\$9,150	\$9,980	\$11,260	\$14,530	\$15,460	\$16,430	\$3,769,540
BF	BASIN	\$2,200	\$2,510	\$3,140	\$3,760	\$4,400	\$4,710	\$4,950	\$5,190	\$5,190	\$5,810	\$7,060	\$10,270	\$11,000	\$11,790	\$1,895,900
	PIPE	\$1,450	\$1,640	\$2,170	\$2,360	\$2,560	\$2,670	\$2,750	\$2,830	\$2,830	\$3,030	\$3,230	\$3,750	\$3,970	\$4,190	\$1,016,120
	TOTAL	\$3,650	\$4,150	\$5,310	\$6,120	\$6,960	\$7,380	\$7,700	\$8,020	\$8,020	\$8,840	\$10,290	\$14,020	\$14,970	\$15,980	\$2,912,020
BG	BASIN	\$1,840	\$2,100	\$2,630	\$3,150	\$3,680	\$3,940	\$4,140	\$4,340	\$4,340	\$4,860	\$5,910	\$8,600	\$9,200	\$9,870	\$4,298,740
	PIPE	\$3,850	\$4,350	\$5,780	\$6,280	\$6,820	\$7,090	\$7,320	\$7,510	\$7,510	\$8,050	\$8,590	\$9,980	\$10,560	\$11,140	\$6,019,140
	TOTAL	\$5,690	\$6,450	\$8,410	\$9,430	\$10,500	\$11,030	\$11,460	\$11,850	\$11,850	\$12,910	\$14,500	\$18,580	\$19,760	\$21,010	\$10,317,880
BH	BASIN	\$1,030	\$1,180	\$1,480	\$1,760	\$2,060	\$2,210	\$2,320	\$2,440	\$2,440	\$2,720	\$3,310	\$4,820	\$5,160	\$5,530	\$2,062,660
	PIPE	\$4,630	\$5,240	\$6,950	\$7,550	\$8,200	\$8,530	\$8,810	\$9,040	\$9,040	\$9,690	\$10,340	\$12,000	\$12,700	\$13,390	\$8,149,110
	TOTAL	\$5,660	\$6,420	\$8,430	\$9,310	\$10,260	\$10,740	\$11,130	\$11,480	\$11,480	\$12,410	\$13,650	\$16,820	\$17,860	\$18,920	\$10,211,770
BJ	BASIN	\$1,060	\$1,210	\$1,520	\$1,820	\$2,120	\$2,270	\$2,390	\$2,510	\$2,510	\$2,800	\$3,410	\$4,960	\$5,310	\$5,690	\$1,321,260
	PIPE	\$3,710	\$4,190	\$5,560	\$6,040	\$6,560	\$6,820	\$7,040	\$7,230	\$7,230	\$7,750	\$8,270	\$9,600	\$10,160	\$10,710	\$2,550,960
	TOTAL	\$4,770	\$5,400	\$7,080	\$7,860	\$8,680	\$9,090	\$9,430	\$9,740	\$9,740	\$10,550	\$11,680	\$14,560	\$15,470	\$16,400	\$3,872,220
BK	BASIN	\$2,560	\$2,920	\$3,670	\$4,390	\$5,130	\$5,490	\$5,770	\$6,050	\$6,050	\$6,770	\$8,230	\$11,980	\$12,820	\$13,750	\$2,601,430
	PIPE	\$3,190	\$3,600	\$4,780	\$5,190	\$5,640	\$5,860	\$6,050	\$6,210	\$6,210	\$6,660	\$7,100	\$8,250	\$8,730	\$9,210	\$2,059,360
	TOTAL	\$5,750	\$6,520	\$8,450	\$9,580	\$10,770	\$11,350	\$11,820	\$12,260	\$12,260	\$13,430	\$15,330	\$20,230	\$21,550	\$22,960	\$4,660,790
BL	BASIN	\$1,600	\$1,820	\$2,290	\$2,730	\$3,200	\$3,420	\$3,600	\$3,770	\$3,770	\$4,220	\$5,130	\$7,470	\$8,000	\$8,570	\$4,691,690
	PIPE	\$5,750	\$6,500	\$8,630	\$9,370	\$10,180	\$10,580	\$10,930	\$11,210	\$11,210	\$12,020	\$12,820	\$14,890	\$15,760	\$16,620	\$10,587,620
	TOTAL	\$7,350	\$8,320	\$10,920	\$12,100	\$13,380	\$14,000	\$14,530	\$14,980	\$14,980	\$16,240	\$17,950	\$22,360	\$23,760	\$25,190	\$15,279,310
BM	BASIN	\$950	\$1,080	\$1,350	\$1,620	\$1,890	\$2,030	\$2,130	\$2,240	\$2,240	\$2,500	\$3,040	\$4,420	\$4,740	\$5,080	\$3,874,590
	PIPE	\$4,050	\$4,580	\$6,070	\$6,600	\$7,170	\$7,450	\$7,690	\$7,900	\$7,900	\$8,460	\$9,030	\$10,490	\$11,100	\$11,700	\$12,225,780
	TOTAL	\$5,000	\$5,660	\$7,420	\$8,220	\$9,060	\$9,480	\$9,820	\$10,140	\$10,140	\$10,960	\$12,070	\$14,910	\$15,840	\$16,780	\$16,100,370
BO	BASIN	\$1,620	\$1,840	\$2,310	\$2,770	\$3,230	\$3,460	\$3,640	\$3,820	\$3,820	\$4,270	\$5,190	\$7,550	\$8,090	\$8,670	\$1,849,550
	PIPE	\$1,970	\$2,230	\$2,960	\$3,220	\$3,500	\$3,630	\$3,750	\$3,850	\$3,850	\$4,130	\$4,400	\$5,110	\$5,410	\$5,710	\$1,721,030
	TOTAL	\$3,590	\$4,070	\$5,270	\$5,990	\$6,730	\$7,090	\$7,390	\$7,670	\$7,670	\$8,400	\$9,590	\$12,660	\$13,500	\$14,380	\$3,570,580
BP	BASIN	\$3,730	\$4,250	\$5,330	\$6,380	\$7,460	\$7,980	\$8,390	\$8,800	\$8,800	\$9,850	\$11,970	\$17,420	\$18,650	\$19,990	\$2,464,360
	PIPE	\$4,990	\$5,640	\$7,480	\$8,130	\$8,830	\$9,180	\$9,480	\$9,730	\$9,730	\$10,420	\$11,120	\$12,920	\$13,670	\$14,410	\$1,827,680
	TOTAL	\$8,720	\$9,890	\$12,810	\$14,510	\$16,290	\$17,160	\$17,870	\$18,530	\$18,530	\$20,270	\$23,090	\$30,340	\$32,320	\$34,400	\$4,292,040
BQ	BASIN	\$1,580	\$1,800	\$2,260	\$2,700	\$3,160	\$3,380	\$3,550	\$3,720	\$3,720	\$4,170	\$5,070	\$7,370	\$7,890	\$8,460	\$2,884,480
	PIPE	\$3,800	\$4,290	\$5,690	\$6,190	\$6,720	\$6,990	\$7,210	\$7,400	\$7,400	\$7,930	\$8,470	\$9,830	\$10,400	\$10,970	\$4,441,070
	TOTAL	\$5,380	\$6,090	\$7,950	\$8,890	\$9,880	\$10,370	\$10,760	\$11,120	\$11,120	\$12,100	\$13,540	\$17,200	\$18,290	\$19,430	\$7,325,550
BR	BASIN	\$2,490	\$2,840	\$3,570	\$4,260	\$4,990	\$5,340	\$5,610	\$5,890	\$5,890	\$6,580	\$8,010	\$11,650	\$12,470	\$13,370	\$3,179,590
	PIPE	\$4,610	\$5,210	\$6,920	\$7,510	\$8,160	\$8,480	\$8,760	\$8,990	\$8,990	\$9,630	\$10,280	\$11,940	\$12,630	\$13,320	\$3,259,830
	TOTAL	\$7,100	\$8,050	\$10,490	\$11,770	\$13,150	\$13,820	\$14,370	\$14,880	\$14,880	\$16,210	\$18,290	\$23,590	\$25,100	\$26,690	\$6,439,420

DRAINAGE FEE SCHEDULE FOR ZONE 1: PLANNED LOCAL DRAINAGE AREAS

Area		AE-5, A-L, O	A1, A2, RR	R-1-E, R-1-EH, R-A	R-1-A, R-1-AH	R-1-B, R-1-C, RE	R-1 40%	R-1 45%	R-1 50%	R-2, M-H	R-3	R-4, T-P	M-1, M-2, M-3, C-R, M-1-P, S-L	C-P, C-M, R-P	C-1, C-2, C-3, C-4, C-5, C-6, C-L, P	Total Cost
BS	BASIN	\$1,790	\$2,040	\$2,550	\$3,050	\$3,570	\$3,820	\$4,020	\$4,220	\$4,220	\$4,720	\$5,730	\$8,340	\$8,930	\$9,580	\$5,222,610
	PIPE	\$5,400	\$6,100	\$8,100	\$8,800	\$9,560	\$9,930	\$10,260	\$10,530	\$10,530	\$11,280	\$12,040	\$13,980	\$14,790	\$15,600	\$12,146,910
	TOTAL	\$7,190	\$8,140	\$10,650	\$11,850	\$13,130	\$13,750	\$14,280	\$14,750	\$14,750	\$16,000	\$17,770	\$22,320	\$23,720	\$25,180	\$17,369,520
BT	BASIN	\$2,420	\$2,760	\$3,460	\$4,140	\$4,840	\$5,180	\$5,450	\$5,710	\$5,710	\$6,390	\$7,770	\$11,310	\$12,100	\$12,980	\$5,028,730
	PIPE	\$5,030	\$5,690	\$7,550	\$8,210	\$8,910	\$9,260	\$9,570	\$9,820	\$9,820	\$10,520	\$11,230	\$13,040	\$13,790	\$14,550	\$9,229,500
	TOTAL	\$7,450	\$8,450	\$11,010	\$12,350	\$13,750	\$14,440	\$15,020	\$15,530	\$15,530	\$16,910	\$19,000	\$24,350	\$25,890	\$27,530	\$14,258,230
BU	BASIN	\$580	\$660	\$830	\$990	\$1,160	\$1,240	\$1,310	\$1,370	\$1,370	\$1,530	\$1,870	\$2,720	\$2,910	\$3,120	\$2,612,440
	PIPE	\$2,140	\$2,420	\$3,210	\$3,490	\$3,790	\$3,940	\$4,070	\$4,170	\$4,170	\$4,470	\$4,770	\$5,540	\$5,860	\$6,190	\$5,638,040
	TOTAL	\$2,720	\$3,080	\$4,040	\$4,480	\$4,950	\$5,180	\$5,380	\$5,540	\$5,540	\$6,000	\$6,640	\$8,260	\$8,770	\$9,310	\$8,250,480
BV	BASIN	\$1,040	\$1,180	\$1,480	\$1,770	\$2,070	\$2,220	\$2,330	\$2,450	\$2,450	\$2,740	\$3,330	\$4,840	\$5,190	\$5,560	\$1,491,860
	PIPE	\$2,290	\$2,590	\$3,430	\$3,730	\$4,050	\$4,210	\$4,350	\$4,460	\$4,460	\$4,780	\$5,100	\$5,930	\$6,270	\$6,620	\$2,704,200
	TOTAL	\$3,330	\$3,770	\$4,910	\$5,500	\$6,120	\$6,430	\$6,680	\$6,910	\$6,910	\$7,520	\$8,430	\$10,770	\$11,460	\$12,180	\$4,196,060
BW	BASIN	\$970	\$1,110	\$1,390	\$1,660	\$1,940	\$2,080	\$2,190	\$2,300	\$2,300	\$2,570	\$3,120	\$4,540	\$4,860	\$5,210	\$1,211,930
	PIPE	\$1,090	\$1,240	\$1,640	\$1,780	\$1,940	\$2,010	\$2,080	\$2,130	\$2,130	\$2,290	\$2,440	\$2,830	\$3,000	\$3,160	\$1,082,900
	TOTAL	\$2,060	\$2,350	\$3,030	\$3,440	\$3,880	\$4,090	\$4,270	\$4,430	\$4,430	\$4,860	\$5,560	\$7,370	\$7,860	\$8,370	\$2,294,830
BX	BASIN	\$1,590	\$1,810	\$2,280	\$2,720	\$3,180	\$3,410	\$3,580	\$3,760	\$3,760	\$4,200	\$5,110	\$7,430	\$7,960	\$8,530	\$6,460,830
	PIPE	\$3,080	\$3,480	\$4,620	\$5,020	\$5,450	\$5,670	\$5,850	\$6,010	\$6,010	\$6,440	\$6,870	\$7,980	\$8,440	\$8,900	\$10,227,780
	TOTAL	\$4,670	\$5,290	\$6,900	\$7,740	\$8,630	\$9,080	\$9,430	\$9,770	\$9,770	\$10,640	\$11,980	\$15,410	\$16,400	\$17,430	\$16,688,610
*Note: A surcharge fee is in effect per Board Resolution Nos. 2017-864 & 2018-908.																
BY1	BASIN	\$1,500	\$1,710	\$2,140	\$2,560	\$2,990	\$3,200	\$3,370	\$3,530	\$3,530	\$3,950	\$4,810	\$6,990	\$7,480	\$8,020	\$4,119,410
	PIPE	\$1,020	\$1,150	\$1,520	\$1,660	\$1,800	\$1,870	\$1,930	\$1,980	\$1,980	\$2,120	\$2,270	\$2,630	\$2,780	\$2,940	\$2,751,060
	TOTAL	\$2,520	\$2,860	\$3,660	\$4,220	\$4,790	\$5,070	\$5,300	\$5,510	\$5,510	\$6,070	\$7,080	\$9,620	\$10,260	\$10,960	\$6,870,470
BY2	BASIN	\$2,020	\$2,310	\$2,890	\$3,460	\$4,050	\$4,330	\$4,550	\$4,780	\$4,780	\$5,340	\$6,500	\$9,450	\$10,120	\$10,850	\$4,759,930
	PIPE	\$7,850	\$8,880	\$11,780	\$12,800	\$13,900	\$14,450	\$14,920	\$15,320	\$15,320	\$16,420	\$17,510	\$20,340	\$21,520	\$22,700	\$15,478,900
	TOTAL	\$9,870	\$11,190	\$14,670	\$16,260	\$17,950	\$18,780	\$19,470	\$20,100	\$20,100	\$21,760	\$24,010	\$29,790	\$31,640	\$33,550	\$20,238,830
BZ	BASIN	\$2,870	\$3,270	\$4,100	\$4,910	\$5,740	\$6,140	\$6,460	\$6,770	\$6,770	\$7,570	\$9,210	\$13,400	\$14,350	\$15,380	\$3,644,850
	PIPE	\$2,050	\$2,320	\$3,070	\$3,340	\$3,630	\$3,770	\$3,890	\$4,000	\$4,000	\$4,280	\$4,570	\$5,310	\$5,620	\$5,920	\$2,211,480
	TOTAL	\$4,920	\$5,590	\$7,170	\$8,250	\$9,370	\$9,910	\$10,350	\$10,770	\$10,770	\$11,850	\$13,780	\$18,710	\$19,970	\$21,300	\$5,856,330
CD	BASIN	\$3,030	\$3,460	\$4,340	\$5,190	\$6,070	\$6,490	\$6,830	\$7,160	\$7,160	\$8,010	\$9,740	\$14,170	\$15,170	\$16,260	\$4,625,550
	PIPE	\$5,340	\$6,030	\$8,000	\$8,700	\$9,440	\$9,820	\$10,140	\$10,400	\$10,400	\$11,150	\$11,900	\$13,820	\$14,620	\$15,420	\$6,377,740
	TOTAL	\$8,370	\$9,490	\$12,340	\$13,890	\$15,510	\$16,310	\$16,970	\$17,560	\$17,560	\$19,160	\$21,640	\$27,990	\$29,790	\$31,680	\$11,003,290
CE	BASIN	\$1,170	\$1,330	\$1,670	\$1,990	\$2,330	\$2,500	\$2,620	\$2,750	\$2,750	\$3,080	\$3,740	\$5,450	\$5,830	\$6,250	\$3,450,400
	PIPE	\$7,670	\$8,670	\$11,510	\$12,500	\$13,580	\$14,110	\$14,570	\$14,960	\$14,960	\$16,030	\$17,110	\$19,870	\$21,020	\$22,170	\$12,582,020
	TOTAL	\$8,840	\$10,000	\$13,180	\$14,490	\$15,910	\$16,610	\$17,190	\$17,710	\$17,710	\$19,110	\$20,850	\$25,320	\$26,850	\$28,420	\$16,032,420
CF	BASIN	\$980	\$1,120	\$1,410	\$1,680	\$1,970	\$2,110	\$2,210	\$2,320	\$2,320	\$2,600	\$3,160	\$4,600	\$4,920	\$5,280	\$3,032,260
	PIPE	\$6,780	\$7,670	\$10,180	\$11,060	\$12,010	\$12,480	\$12,890	\$13,230	\$13,230	\$14,180	\$15,130	\$17,570	\$18,590	\$19,610	\$11,589,470
	TOTAL	\$7,760	\$8,790	\$11,590	\$12,740	\$13,980	\$14,590	\$15,100	\$15,550	\$15,550	\$16,780	\$18,290	\$22,170	\$23,510	\$24,890	\$14,621,730
CG	BASIN	\$3,340	\$3,810	\$4,780	\$5,720	\$6,680	\$7,150	\$7,520	\$7,890	\$7,890	\$8,820	\$10,730	\$15,610	\$16,710	\$17,910	\$6,289,730
	PIPE	\$6,410	\$7,240	\$9,610	\$10,450	\$11,340	\$11,790	\$12,180	\$12,500	\$12,500	\$13,400	\$14,290	\$16,600	\$17,560	\$18,520	\$10,093,580
	TOTAL	\$9,750	\$11,050	\$14,390	\$16,170	\$18,020	\$18,940	\$19,700	\$20,390	\$20,390	\$22,220	\$25,020	\$32,210	\$34,270	\$36,430	\$16,383,310

DRAINAGE FEE SCHEDULE FOR ZONE 1: PLANNED LOCAL DRAINAGE AREAS

Area		AE-5, A-L, O	A1, A2, RR	R-1-E, R-1-EH, R-A	R-1-A, R-1-AH	R-1-B, R-1-C, RE	R-1 40%	R-1 45%	R-1 50%	R-2, M-H	R-3	R-4, T-P	M-1, M-2, M-3, C-R, M-1-P, S-L	C-P, C-M, R-P	C-1, C-2, C-3, C-4, C-5, C-6, C-L, P	Total Cost
CH	BASIN	\$2,140	\$2,440	\$3,060	\$3,660	\$4,290	\$4,590	\$4,820	\$5,060	\$5,060	\$5,660	\$6,880	\$10,010	\$10,710	\$11,490	\$4,156,250
	PIPE	\$8,030	\$9,070	\$12,040	\$13,080	\$14,210	\$14,770	\$15,250	\$15,650	\$15,650	\$16,780	\$17,900	\$20,790	\$21,990	\$23,200	\$13,071,760
	TOTAL	\$10,170	\$11,510	\$15,100	\$16,740	\$18,500	\$19,360	\$20,070	\$20,710	\$20,710	\$22,440	\$24,780	\$30,800	\$32,700	\$34,690	\$17,228,010
CI	BASIN	\$2,160	\$2,470	\$3,100	\$3,700	\$4,330	\$4,630	\$4,870	\$5,110	\$5,110	\$5,710	\$6,950	\$10,110	\$10,820	\$11,600	\$2,122,000
	PIPE	\$3,520	\$3,980	\$5,280	\$5,740	\$6,230	\$6,480	\$6,690	\$6,870	\$6,870	\$7,360	\$7,850	\$9,120	\$9,650	\$10,170	\$2,879,750
	TOTAL	\$5,680	\$6,450	\$8,380	\$9,440	\$10,560	\$11,110	\$11,560	\$11,980	\$11,980	\$13,070	\$14,800	\$19,230	\$20,470	\$21,770	\$5,001,750
CJ	BASIN	\$2,940	\$3,350	\$4,210	\$5,030	\$5,880	\$6,300	\$6,620	\$6,940	\$6,940	\$7,770	\$9,440	\$13,740	\$14,710	\$15,770	\$5,603,330
	PIPE	\$6,540	\$7,390	\$9,800	\$10,650	\$11,570	\$12,030	\$12,420	\$12,750	\$12,750	\$13,660	\$14,580	\$16,930	\$17,910	\$18,890	\$10,561,870
	TOTAL	\$9,480	\$10,740	\$14,010	\$15,680	\$17,450	\$18,330	\$19,040	\$19,690	\$19,690	\$21,430	\$24,020	\$30,670	\$32,620	\$34,660	\$16,165,200
CK	BASIN	\$2,520	\$2,870	\$3,610	\$4,310	\$5,040	\$5,400	\$5,670	\$5,950	\$5,950	\$6,660	\$8,090	\$11,780	\$12,610	\$13,510	\$3,920,130
	PIPE	\$6,050	\$6,830	\$9,070	\$9,850	\$10,700	\$11,120	\$11,490	\$11,790	\$11,790	\$12,640	\$13,480	\$15,660	\$16,570	\$17,470	\$7,957,680
	TOTAL	\$8,570	\$9,700	\$12,680	\$14,160	\$15,740	\$16,520	\$17,160	\$17,740	\$17,740	\$19,300	\$21,570	\$27,440	\$29,180	\$30,980	\$11,877,810
CL	BASIN	\$870	\$990	\$1,250	\$1,490	\$1,750	\$1,870	\$1,960	\$2,060	\$2,060	\$2,300	\$2,800	\$4,080	\$4,360	\$4,680	\$2,283,130
	PIPE	\$1,180	\$1,330	\$1,770	\$1,920	\$2,090	\$2,170	\$2,240	\$2,300	\$2,300	\$2,470	\$2,630	\$3,060	\$3,230	\$3,410	\$2,242,330
	TOTAL	\$2,050	\$2,320	\$3,020	\$3,410	\$3,840	\$4,040	\$4,200	\$4,360	\$4,360	\$4,770	\$5,430	\$7,140	\$7,590	\$8,090	\$4,525,460
CM	BASIN	\$410	\$470	\$580	\$700	\$820	\$870	\$920	\$960	\$960	\$1,080	\$1,310	\$1,900	\$2,040	\$2,190	\$1,068,580
	PIPE	\$740	\$840	\$1,110	\$1,210	\$1,310	\$1,360	\$1,400	\$1,440	\$1,440	\$1,550	\$1,650	\$1,920	\$2,030	\$2,140	\$1,268,130
	TOTAL	\$1,150	\$1,310	\$1,690	\$1,910	\$2,130	\$2,230	\$2,320	\$2,400	\$2,400	\$2,630	\$2,960	\$3,820	\$4,070	\$4,330	\$2,336,710
	*Note: A surcharge fee is in effect per Board Resolution No.1228.															
CN	BASIN	\$200	\$230	\$290	\$350	\$410	\$430	\$460	\$480	\$480	\$540	\$650	\$950	\$1,010	\$1,090	\$668,580
	PIPE	\$900	\$1,010	\$1,340	\$1,460	\$1,590	\$1,650	\$1,700	\$1,750	\$1,750	\$1,870	\$2,000	\$2,320	\$2,460	\$2,590	\$1,845,190
	TOTAL	\$1,100	\$1,240	\$1,630	\$1,810	\$2,000	\$2,080	\$2,160	\$2,230	\$2,230	\$2,410	\$2,650	\$3,270	\$3,470	\$3,680	\$2,513,770
	*Note: A surcharge fee is in effect per Board Resolution Nos. 1159, 1342, 1414, & 1422.															
CO1	BASIN	\$530	\$600	\$750	\$900	\$1,050	\$1,130	\$1,180	\$1,240	\$1,240	\$1,390	\$1,690	\$2,460	\$2,630	\$2,820	\$446,571
	PIPE	\$1,640	\$1,850	\$2,460	\$2,670	\$2,900	\$3,020	\$3,120	\$3,200	\$3,200	\$3,430	\$3,660	\$4,250	\$4,490	\$4,740	\$1,191,940
	TOTAL	\$2,170	\$2,450	\$3,210	\$3,570	\$3,950	\$4,150	\$4,300	\$4,440	\$4,440	\$4,820	\$5,350	\$6,710	\$7,120	\$7,560	\$1,638,511
CP	BASIN	\$4,170	\$4,750	\$5,960	\$7,130	\$8,340	\$8,920	\$9,380	\$9,840	\$9,840	\$11,000	\$13,380	\$19,460	\$20,840	\$22,340	\$3,234,830
	PIPE	\$7,510	\$8,480	\$11,260	\$12,240	\$13,290	\$13,810	\$14,260	\$14,640	\$14,640	\$15,690	\$16,740	\$19,440	\$20,570	\$21,690	\$4,629,930
	TOTAL	\$11,680	\$13,230	\$17,220	\$19,370	\$21,630	\$22,730	\$23,640	\$24,480	\$24,480	\$26,690	\$30,120	\$38,900	\$41,410	\$44,030	\$7,864,760
CQ	BASIN	\$3,110	\$3,540	\$4,440	\$5,310	\$6,210	\$6,650	\$6,990	\$7,330	\$7,330	\$8,200	\$9,970	\$14,510	\$15,530	\$16,650	\$3,300,050
	PIPE	\$5,280	\$5,970	\$7,920	\$8,610	\$9,340	\$9,710	\$10,030	\$10,290	\$10,290	\$11,030	\$11,770	\$13,670	\$14,470	\$15,260	\$4,206,000
	TOTAL	\$8,390	\$9,510	\$12,360	\$13,920	\$15,550	\$16,360	\$17,020	\$17,620	\$17,620	\$19,230	\$21,740	\$28,180	\$30,000	\$31,910	\$7,506,050
CS	BASIN	\$740	\$840	\$1,060	\$1,260	\$1,480	\$1,580	\$1,660	\$1,740	\$1,740	\$1,950	\$2,370	\$3,450	\$3,690	\$3,960	\$2,890,990
	PIPE	\$5,040	\$5,700	\$7,560	\$8,220	\$8,930	\$9,280	\$9,580	\$9,830	\$9,830	\$10,540	\$11,250	\$13,060	\$13,820	\$14,570	\$10,956,020
	TOTAL	\$5,780	\$6,540	\$8,620	\$9,480	\$10,410	\$10,860	\$11,240	\$11,570	\$11,570	\$12,490	\$13,620	\$16,510	\$17,510	\$18,530	\$13,847,010
CU	BASIN	\$1,860	\$2,120	\$2,650	\$3,170	\$3,710	\$3,970	\$4,180	\$4,380	\$4,380	\$4,900	\$5,960	\$8,670	\$9,280	\$9,950	\$2,729,010
	PIPE	\$4,430	\$5,010	\$6,650	\$7,220	\$7,840	\$8,150	\$8,420	\$8,640	\$8,640	\$9,260	\$9,880	\$11,480	\$12,140	\$12,810	\$3,612,380
	TOTAL	\$6,290	\$7,130	\$9,300	\$10,390	\$11,550	\$12,120	\$12,600	\$13,020	\$13,020	\$14,160	\$15,840	\$20,150	\$21,420	\$22,760	\$6,341,390
CV	BASIN	\$1,500	\$1,710	\$2,140	\$2,560	\$3,000	\$3,210	\$3,370	\$3,540	\$3,540	\$3,960	\$4,810	\$7,000	\$7,500	\$8,040	\$2,338,330
	PIPE	\$1,280	\$1,440	\$1,910	\$2,080	\$2,260	\$2,350	\$2,420	\$2,490	\$2,490	\$2,670	\$2,840	\$3,300	\$3,490	\$3,690	\$1,102,480
	TOTAL	\$2,780	\$3,150	\$4,050	\$4,640	\$5,260	\$5,560	\$5,790	\$6,030	\$6,030	\$6,630	\$7,650	\$10,300	\$10,990	\$11,730	\$3,440,810

DRAINAGE FEE SCHEDULE FOR ZONE 1: PLANNED LOCAL DRAINAGE AREAS

Area		AE-5, A-L, O	A1, A2, RR	R-1-E, R-1-EH, R-A	R-1-A, R-1-AH	R-1-B, R-1-C, RE	R-1 40%	R-1 45%	R-1 50%	R-2, M-H	R-3	R-4, T-P	M-1, M-2, M-3, C-R, M-1-P, S-L	C-P, C-M, R-P	C-1, C-2, C-3, C-4, C-5, C-6, C-L, P	Total Cost
CW	BASIN	\$700	\$800	\$1,000	\$1,200	\$1,400	\$1,500	\$1,570	\$1,650	\$1,650	\$1,850	\$2,240	\$3,260	\$3,490	\$3,750	\$1,728,900
	PIPE	\$600	\$680	\$900	\$970	\$1,060	\$1,100	\$1,140	\$1,170	\$1,170	\$1,250	\$1,330	\$1,550	\$1,640	\$1,730	\$1,008,110
	TOTAL	\$1,300	\$1,480	\$1,900	\$2,170	\$2,460	\$2,600	\$2,710	\$2,820	\$2,820	\$3,100	\$3,570	\$4,810	\$5,130	\$5,480	\$2,737,010
CX	BASIN	\$820	\$930	\$1,170	\$1,400	\$1,630	\$1,750	\$1,840	\$1,930	\$1,930	\$2,160	\$2,620	\$3,820	\$4,090	\$4,380	\$1,477,880
	PIPE	\$1,150	\$1,290	\$1,720	\$1,870	\$2,030	\$2,110	\$2,180	\$2,230	\$2,230	\$2,390	\$2,560	\$2,970	\$3,140	\$3,310	\$1,678,260
	TOTAL	\$1,970	\$2,220	\$2,890	\$3,270	\$3,660	\$3,860	\$4,020	\$4,160	\$4,160	\$4,550	\$5,180	\$6,790	\$7,230	\$7,690	\$3,156,140
CY	BASIN	\$790	\$900	\$1,130	\$1,350	\$1,580	\$1,690	\$1,780	\$1,870	\$1,870	\$2,090	\$2,540	\$3,690	\$3,960	\$4,240	\$1,215,810
	PIPE	\$1,000	\$1,130	\$1,500	\$1,630	\$1,770	\$1,840	\$1,900	\$1,950	\$1,950	\$2,090	\$2,230	\$2,590	\$2,740	\$2,890	\$1,211,940
	TOTAL	\$1,790	\$2,030	\$2,630	\$2,980	\$3,350	\$3,530	\$3,680	\$3,820	\$3,820	\$4,180	\$4,770	\$6,280	\$6,700	\$7,130	\$2,427,750
CZ	BASIN	\$550	\$620	\$780	\$940	\$1,090	\$1,170	\$1,230	\$1,290	\$1,290	\$1,440	\$1,760	\$2,550	\$2,740	\$2,930	\$1,511,580
	PIPE	\$1,260	\$1,420	\$1,880	\$2,050	\$2,220	\$2,310	\$2,380	\$2,450	\$2,450	\$2,620	\$2,800	\$3,250	\$3,440	\$3,630	\$2,786,520
	TOTAL	\$1,810	\$2,040	\$2,660	\$2,990	\$3,310	\$3,480	\$3,610	\$3,740	\$3,740	\$4,060	\$4,560	\$5,800	\$6,180	\$6,560	\$4,298,100
DE	BASIN	\$1,580	\$1,800	\$2,250	\$2,690	\$3,150	\$3,370	\$3,550	\$3,720	\$3,720	\$4,160	\$5,060	\$7,360	\$7,880	\$8,450	\$3,097,350
	PIPE	\$2,100	\$2,370	\$3,150	\$3,420	\$3,720	\$3,870	\$3,990	\$4,100	\$4,100	\$4,390	\$4,680	\$5,440	\$5,760	\$6,070	\$3,296,380
	TOTAL	\$3,680	\$4,170	\$5,400	\$6,110	\$6,870	\$7,240	\$7,540	\$7,820	\$7,820	\$8,550	\$9,740	\$12,800	\$13,640	\$14,520	\$6,393,730
DF	BASIN	\$570	\$650	\$820	\$970	\$1,140	\$1,220	\$1,280	\$1,350	\$1,350	\$1,510	\$1,830	\$2,660	\$2,850	\$3,060	\$165,172
	PIPE	\$1,070	\$1,210	\$1,610	\$1,750	\$1,900	\$1,970	\$2,040	\$2,090	\$2,090	\$2,240	\$2,390	\$2,940	\$2,940	\$3,100	\$283,883
	TOTAL	\$1,640	\$1,860	\$2,430	\$2,720	\$3,040	\$3,190	\$3,320	\$3,440	\$3,440	\$3,750	\$4,220	\$5,440	\$5,790	\$6,160	\$449,055
DG	BASIN	\$720	\$830	\$1,040	\$1,240	\$1,450	\$1,550	\$1,630	\$1,710	\$1,710	\$1,910	\$2,320	\$3,380	\$3,620	\$3,880	\$447,419
	PIPE	\$1,260	\$1,430	\$1,900	\$2,060	\$2,240	\$2,320	\$2,400	\$2,460	\$2,460	\$2,640	\$2,820	\$3,270	\$3,460	\$3,650	\$720,114
	TOTAL	\$1,980	\$2,260	\$2,940	\$3,300	\$3,690	\$3,870	\$4,030	\$4,170	\$4,170	\$4,550	\$5,140	\$6,650	\$7,080	\$7,530	\$1,167,533
DH	BASIN	\$860	\$980	\$1,230	\$1,470	\$1,720	\$1,840	\$1,930	\$2,030	\$2,030	\$2,270	\$2,760	\$4,010	\$4,290	\$4,600	\$1,590,510
	PIPE	\$960	\$1,080	\$1,440	\$1,560	\$1,690	\$1,760	\$1,820	\$1,870	\$1,870	\$2,000	\$2,130	\$2,480	\$2,620	\$2,770	\$1,109,580
	TOTAL	\$1,820	\$2,060	\$2,670	\$3,030	\$3,410	\$3,600	\$3,750	\$3,900	\$3,900	\$4,270	\$4,890	\$6,490	\$6,910	\$7,370	\$2,700,090
DI	BASIN	\$460	\$520	\$650	\$780	\$920	\$980	\$1,030	\$1,080	\$1,080	\$1,210	\$1,470	\$2,140	\$2,290	\$2,450	\$219,705
	PIPE	\$750	\$850	\$1,120	\$1,220	\$1,330	\$1,380	\$1,420	\$1,460	\$1,460	\$1,570	\$1,670	\$1,940	\$2,050	\$2,170	\$326,191
	TOTAL	\$1,210	\$1,370	\$1,770	\$2,000	\$2,250	\$2,360	\$2,450	\$2,540	\$2,540	\$2,780	\$3,140	\$4,080	\$4,340	\$4,620	\$545,896
DK	BASIN	\$210	\$240	\$300	\$350	\$410	\$440	\$460	\$490	\$490	\$550	\$660	\$960	\$1,030	\$1,110	\$955,890
	PIPE	\$1,860	\$2,110	\$2,800	\$3,040	\$3,300	\$3,430	\$3,540	\$3,640	\$3,640	\$3,900	\$4,160	\$4,830	\$5,110	\$5,390	\$7,247,150
	TOTAL	\$2,070	\$2,350	\$3,100	\$3,390	\$3,710	\$3,870	\$4,000	\$4,130	\$4,130	\$4,450	\$4,820	\$5,790	\$6,140	\$6,500	\$8,203,040
DL	BASIN	\$2,940	\$3,350	\$4,200	\$5,020	\$5,870	\$6,290	\$6,610	\$6,930	\$6,930	\$7,750	\$9,430	\$13,720	\$14,690	\$15,740	\$3,423,140
	PIPE	\$5,150	\$5,820	\$7,720	\$8,390	\$9,110	\$9,470	\$9,780	\$10,040	\$10,040	\$10,760	\$11,480	\$13,330	\$14,110	\$14,880	\$4,216,360
	TOTAL	\$8,090	\$9,170	\$11,920	\$13,410	\$14,980	\$15,760	\$16,390	\$16,970	\$16,970	\$18,510	\$20,910	\$27,050	\$28,800	\$30,620	\$7,639,500
DM	BASIN	\$2,080	\$2,380	\$2,980	\$3,560	\$4,170	\$4,460	\$4,690	\$4,920	\$4,920	\$5,500	\$6,690	\$9,730	\$10,420	\$11,170	\$5,101,510
	PIPE	\$7,290	\$8,230	\$10,930	\$11,880	\$12,900	\$13,410	\$13,840	\$14,210	\$14,210	\$15,230	\$16,250	\$18,870	\$19,960	\$21,060	\$14,705,420
	TOTAL	\$9,370	\$10,610	\$13,910	\$15,440	\$17,070	\$17,870	\$18,530	\$19,130	\$19,130	\$20,730	\$22,940	\$28,600	\$30,380	\$32,230	\$19,806,930
DN	BASIN	\$3,110	\$3,540	\$4,450	\$5,320	\$6,220	\$6,650	\$7,000	\$7,340	\$7,340	\$8,210	\$9,980	\$14,520	\$15,550	\$16,670	\$6,768,540
	PIPE	\$4,090	\$4,620	\$6,130	\$6,670	\$7,240	\$7,530	\$7,770	\$7,980	\$7,980	\$8,550	\$9,120	\$10,590	\$11,210	\$11,820	\$7,585,370
	TOTAL	\$7,200	\$8,160	\$10,580	\$11,990	\$13,460	\$14,180	\$14,770	\$15,320	\$15,320	\$16,760	\$19,100	\$25,110	\$26,760	\$28,490	\$14,353,910
*Note: A surcharge fee is in effect per Board Resolution Nos. 2016-840 & 2018-908.																

DRAINAGE FEE SCHEDULE FOR ZONE 1: PLANNED LOCAL DRAINAGE AREAS

Area		AE-5, A-L, O	A1, A2, RR	R-1-E, R-1-EH, R-A	R-1-A, R-1-AH	R-1-B, R-1-C, RE	R-1 40%	R-1 45%	R-1 50%	R-2, M-H	R-3	R-4, T-P	M-1, M-2, M-3, C-R, M-1-P, S-L	C-P, C-M, R-P	C-1, C-2, C-3, C-4, C-5, C-6, C-L, P	Total Cost
DO	BASIN	\$2,050	\$2,340	\$2,930	\$3,510	\$4,100	\$4,390	\$4,610	\$4,840	\$4,840	\$5,410	\$6,580	\$9,580	\$10,250	\$10,990	\$6,259,610
	PIPE	\$2,910	\$3,280	\$4,360	\$4,740	\$5,140	\$5,350	\$5,520	\$5,670	\$5,670	\$6,070	\$6,480	\$7,530	\$7,960	\$8,400	\$6,887,690
	TOTAL	\$4,960	\$5,620	\$7,290	\$8,250	\$9,240	\$9,740	\$10,130	\$10,510	\$10,510	\$11,480	\$13,060	\$17,110	\$18,210	\$19,390	\$13,147,300
	*Note: A surcharge fee is in effect per Board Resolution Nos. 2007-522, 2014-806, 2018-887, 2018-908, & 2020-959															
DP	BASIN	\$1,930	\$2,200	\$2,760	\$3,300	\$3,860	\$4,130	\$4,350	\$4,560	\$4,560	\$5,100	\$6,200	\$9,020	\$9,660	\$10,350	\$7,253,880
	PIPE	\$6,440	\$7,270	\$9,660	\$10,490	\$11,390	\$11,840	\$12,230	\$12,550	\$12,550	\$13,450	\$14,360	\$16,670	\$17,640	\$18,600	\$17,955,690
	TOTAL	\$8,370	\$9,470	\$12,420	\$13,790	\$15,250	\$15,970	\$16,580	\$17,110	\$17,110	\$18,550	\$20,560	\$25,690	\$27,300	\$28,950	\$25,209,570
DQ	BASIN	\$6,790	\$7,750	\$9,720	\$11,620	\$13,590	\$14,540	\$15,290	\$16,040	\$16,040	\$17,940	\$21,810	\$31,730	\$33,970	\$36,420	\$5,606,290
	PIPE	\$5,760	\$6,510	\$8,640	\$9,390	\$10,190	\$10,600	\$10,940	\$11,230	\$11,230	\$12,040	\$12,840	\$14,920	\$15,780	\$16,640	\$4,089,820
	TOTAL	\$12,550	\$14,260	\$18,360	\$21,010	\$23,780	\$25,140	\$26,230	\$27,270	\$27,270	\$29,980	\$34,650	\$46,650	\$49,750	\$53,060	\$9,696,110
DS	BASIN	\$2,800	\$3,190	\$4,000	\$4,780	\$5,590	\$5,980	\$6,290	\$6,600	\$6,600	\$7,380	\$8,970	\$13,060	\$13,980	\$14,990	\$12,383,940
	PIPE	\$7,420	\$8,380	\$11,130	\$12,090	\$13,130	\$13,650	\$14,090	\$14,460	\$14,460	\$15,500	\$16,540	\$19,210	\$20,320	\$21,440	\$26,150,460
	TOTAL	\$10,220	\$11,570	\$15,130	\$16,870	\$18,720	\$19,630	\$20,380	\$21,060	\$21,060	\$22,880	\$25,510	\$32,270	\$34,300	\$36,430	\$38,534,400
DV	BASIN	\$760	\$860	\$1,080	\$1,290	\$1,510	\$1,620	\$1,700	\$1,780	\$1,780	\$2,000	\$2,430	\$3,530	\$3,780	\$4,050	\$1,568,490
	PIPE	\$6,900	\$7,790	\$10,340	\$11,240	\$12,210	\$12,690	\$13,100	\$13,450	\$13,450	\$14,410	\$15,380	\$17,860	\$18,890	\$19,930	\$8,342,370
	TOTAL	\$7,660	\$8,650	\$11,420	\$12,530	\$13,720	\$14,310	\$14,800	\$15,230	\$15,230	\$16,410	\$17,810	\$21,390	\$22,670	\$23,980	\$9,910,860
EF	BASIN	\$1,640	\$1,870	\$2,350	\$2,810	\$3,290	\$3,520	\$3,700	\$3,880	\$3,880	\$4,340	\$5,280	\$7,670	\$8,220	\$8,810	\$3,310,480
	PIPE	\$890	\$1,010	\$1,340	\$1,460	\$1,580	\$1,650	\$1,700	\$1,740	\$1,740	\$1,870	\$1,990	\$2,320	\$2,450	\$2,590	\$1,418,420
	TOTAL	\$2,530	\$2,880	\$3,690	\$4,270	\$4,870	\$5,170	\$5,400	\$5,620	\$5,620	\$6,210	\$7,270	\$9,990	\$10,670	\$11,400	\$4,728,900
EG	BASIN	\$900	\$1,020	\$1,280	\$1,530	\$1,790	\$1,920	\$2,010	\$2,110	\$2,110	\$2,360	\$2,870	\$4,180	\$4,480	\$4,800	\$2,119,330
	PIPE	\$1,800	\$2,040	\$2,700	\$2,940	\$3,190	\$3,320	\$3,420	\$3,510	\$3,510	\$3,770	\$4,020	\$4,670	\$4,940	\$5,210	\$3,187,930
	TOTAL	\$2,700	\$3,060	\$3,980	\$4,470	\$4,980	\$5,240	\$5,430	\$5,620	\$5,620	\$6,130	\$6,890	\$8,850	\$9,420	\$10,010	\$5,307,260
EH	BASIN	\$1,430	\$1,630	\$2,050	\$2,450	\$2,870	\$3,070	\$3,220	\$3,380	\$3,380	\$3,780	\$4,600	\$6,690	\$7,160	\$7,680	\$4,493,260
	PIPE	\$2,620	\$2,960	\$3,930	\$4,280	\$4,640	\$4,830	\$4,980	\$5,110	\$5,110	\$5,480	\$5,850	\$6,790	\$7,190	\$7,580	\$5,170,050
	TOTAL	\$4,050	\$4,590	\$5,980	\$6,730	\$7,510	\$7,900	\$8,200	\$8,490	\$8,490	\$9,260	\$10,450	\$13,480	\$14,350	\$15,260	\$9,663,310
EI	BASIN	\$3,620	\$4,130	\$5,180	\$6,190	\$7,240	\$7,750	\$8,140	\$8,540	\$8,540	\$9,560	\$11,620	\$16,910	\$18,100	\$19,400	\$3,014,790
	PIPE	\$3,870	\$4,370	\$5,810	\$6,310	\$6,850	\$7,120	\$7,350	\$7,550	\$7,550	\$8,090	\$8,630	\$10,020	\$10,600	\$11,180	\$1,916,790
	TOTAL	\$7,490	\$8,500	\$10,990	\$12,500	\$14,090	\$14,870	\$15,490	\$16,090	\$16,090	\$17,650	\$20,250	\$26,930	\$28,700	\$30,580	\$4,931,580
EJ	BASIN	\$4,450	\$5,070	\$6,360	\$7,610	\$8,900	\$9,520	\$10,010	\$10,500	\$10,500	\$11,740	\$14,280	\$20,770	\$22,240	\$23,840	\$4,530,310
	PIPE	\$5,350	\$6,050	\$8,030	\$8,730	\$9,480	\$9,850	\$10,170	\$10,440	\$10,440	\$11,190	\$11,940	\$13,870	\$14,670	\$15,470	\$4,709,680
	TOTAL	\$9,800	\$11,120	\$14,390	\$16,340	\$18,380	\$19,370	\$20,180	\$20,940	\$20,940	\$22,930	\$26,220	\$34,640	\$36,910	\$39,310	\$9,239,990
EK	BASIN	\$400	\$450	\$570	\$680	\$790	\$850	\$890	\$940	\$940	\$1,050	\$1,270	\$1,850	\$1,990	\$2,130	\$665,120
	PIPE	\$1,900	\$2,150	\$2,860	\$3,100	\$3,370	\$3,500	\$3,620	\$3,710	\$3,710	\$3,980	\$4,250	\$4,930	\$5,220	\$5,500	\$2,596,260
	TOTAL	\$2,300	\$2,600	\$3,430	\$3,780	\$4,160	\$4,350	\$4,510	\$4,650	\$4,650	\$5,030	\$5,520	\$6,780	\$7,210	\$7,630	\$3,261,380
EL	BASIN	\$2,250	\$2,570	\$3,220	\$3,850	\$4,510	\$4,820	\$5,070	\$5,320	\$5,320	\$5,950	\$7,230	\$10,520	\$11,260	\$12,070	\$1,118,390
	PIPE	\$1,450	\$1,630	\$2,170	\$2,360	\$2,560	\$2,660	\$2,750	\$2,820	\$2,820	\$3,020	\$3,220	\$3,740	\$3,960	\$4,180	\$397,980
	TOTAL	\$3,700	\$4,200	\$5,390	\$6,210	\$7,070	\$7,480	\$7,820	\$8,140	\$8,140	\$8,970	\$10,450	\$14,260	\$15,220	\$16,250	\$1,516,370
EM	BASIN	\$2,110	\$2,410	\$3,020	\$3,610	\$4,220	\$4,520	\$4,750	\$4,980	\$4,980	\$5,580	\$6,780	\$9,860	\$10,560	\$11,320	\$2,740,830
	PIPE	\$2,990	\$3,380	\$4,480	\$4,870	\$5,290	\$5,500	\$5,680	\$5,830	\$5,830	\$6,250	\$6,670	\$7,740	\$8,190	\$8,640	\$2,995,190
	TOTAL	\$5,100	\$5,790	\$7,500	\$8,480	\$9,510	\$10,020	\$10,430	\$10,810	\$10,810	\$11,830	\$13,450	\$17,600	\$18,750	\$19,960	\$5,736,020

DRAINAGE FEE SCHEDULE FOR ZONE 1: PLANNED LOCAL DRAINAGE AREAS

Area		AE-5, A-L, O	A1, A2, RR	R-1-E, R-1-EH, R-A	R-1-A, R-1-AH	R-1-B, R-1-C, RE	R-1 40%	R-1 45%	R-1 50%	R-2, M-H	R-3	R-4, T-P	M-1, M-2, M-3, C-R, M-1-P, S-L	C-P, C-M, R-P	C-1, C-2, C-3, C-4, C-5, C-6, C-L, P	Total Cost
EN	BASIN	\$1,670	\$1,900	\$2,390	\$2,860	\$3,340	\$3,570	\$3,760	\$3,940	\$3,940	\$4,410	\$5,360	\$7,800	\$8,350	\$8,950	\$3,455,590
	PIPE	\$6,460	\$7,300	\$9,700	\$10,540	\$11,440	\$11,890	\$12,280	\$12,610	\$12,610	\$13,510	\$14,420	\$16,740	\$17,710	\$18,680	\$8,902,210
	TOTAL	\$8,130	\$9,200	\$12,090	\$13,400	\$14,780	\$15,460	\$16,040	\$16,550	\$16,550	\$17,920	\$19,780	\$24,540	\$26,060	\$27,630	\$12,357,800
EO	BASIN	\$3,150	\$3,590	\$4,500	\$5,380	\$6,300	\$6,740	\$7,080	\$7,430	\$7,430	\$8,310	\$10,100	\$14,700	\$15,740	\$16,870	\$5,251,370
	PIPE	\$2,940	\$3,320	\$4,410	\$4,790	\$5,200	\$5,410	\$5,580	\$5,730	\$5,730	\$6,140	\$6,550	\$7,610	\$8,050	\$8,490	\$4,084,730
	TOTAL	\$6,090	\$6,910	\$8,910	\$10,170	\$11,500	\$12,150	\$12,660	\$13,160	\$13,160	\$14,450	\$16,650	\$22,310	\$23,790	\$25,360	\$9,336,100
NN	BASIN	\$1,690	\$1,930	\$2,420	\$2,890	\$3,380	\$3,620	\$3,800	\$3,990	\$3,990	\$4,460	\$5,430	\$7,890	\$8,450	\$9,060	\$4,244,910
	PIPE	\$4,560	\$5,150	\$6,830	\$7,430	\$8,070	\$8,380	\$8,660	\$8,890	\$8,890	\$9,520	\$10,160	\$11,800	\$12,480	\$13,170	\$8,876,680
	TOTAL	\$6,250	\$7,080	\$9,250	\$10,320	\$11,450	\$12,000	\$12,460	\$12,880	\$12,880	\$13,980	\$15,590	\$19,690	\$20,930	\$22,230	\$13,121,590
1G	BASIN	\$1,220	\$1,390	\$1,750	\$2,090	\$2,440	\$2,610	\$2,750	\$2,880	\$2,880	\$3,220	\$3,920	\$5,700	\$6,110	\$6,550	\$1,804,420
	PIPE	\$1,200	\$1,350	\$1,800	\$1,950	\$2,120	\$2,200	\$2,280	\$2,340	\$2,340	\$2,500	\$2,670	\$3,100	\$3,280	\$3,460	\$1,543,040
	TOTAL	\$2,420	\$2,740	\$3,550	\$4,040	\$4,560	\$4,810	\$5,030	\$5,220	\$5,220	\$5,720	\$6,590	\$8,800	\$9,390	\$10,010	\$3,347,460
3G	BASIN	\$2,020	\$2,300	\$2,880	\$3,450	\$4,030	\$4,310	\$4,540	\$4,760	\$4,760	\$5,320	\$6,470	\$9,410	\$10,080	\$10,800	\$4,312,960
	PIPE	\$2,510	\$2,840	\$3,770	\$4,100	\$4,450	\$4,620	\$4,770	\$4,900	\$4,900	\$5,250	\$5,600	\$6,510	\$6,880	\$7,260	\$4,531,570
	TOTAL	\$4,530	\$5,140	\$6,650	\$7,550	\$8,480	\$8,930	\$9,310	\$9,660	\$9,660	\$10,570	\$12,070	\$15,920	\$16,960	\$18,060	\$8,844,530
7C	BASIN	\$2,000	\$2,280	\$2,850	\$3,410	\$3,990	\$4,270	\$4,490	\$4,710	\$4,710	\$5,270	\$6,410	\$9,320	\$9,980	\$10,700	\$3,919,270
	PIPE	\$1,230	\$1,390	\$1,840	\$2,000	\$2,180	\$2,260	\$2,340	\$2,400	\$2,400	\$2,570	\$2,740	\$3,190	\$3,370	\$3,550	\$1,734,630
	TOTAL	\$3,230	\$3,670	\$4,690	\$5,410	\$6,170	\$6,530	\$6,830	\$7,110	\$7,110	\$7,840	\$9,150	\$12,510	\$13,350	\$14,250	\$5,653,900
7D	BASIN	\$2,260	\$2,570	\$3,230	\$3,860	\$4,520	\$4,830	\$5,080	\$5,330	\$5,330	\$5,960	\$7,250	\$10,550	\$11,290	\$12,110	\$3,960,090
	PIPE	\$1,870	\$2,110	\$2,800	\$3,050	\$3,310	\$3,440	\$3,550	\$3,640	\$3,640	\$3,910	\$4,170	\$4,840	\$5,120	\$5,400	\$2,267,640
	TOTAL	\$4,130	\$4,680	\$6,030	\$6,910	\$7,830	\$8,270	\$8,630	\$8,970	\$8,970	\$9,870	\$11,420	\$15,390	\$16,410	\$17,510	\$6,227,730
7H	*Note: A surcharge fee is in effect per Board Resolution Nos. 2005-480 & 2018-908.															
	BASIN	\$2,370	\$2,710	\$3,400	\$4,060	\$4,750	\$5,080	\$5,340	\$5,600	\$5,600	\$6,270	\$7,620	\$11,090	\$11,870	\$12,730	\$5,508,590
	PIPE	\$4,880	\$5,520	\$7,320	\$7,960	\$8,640	\$8,980	\$9,270	\$9,520	\$9,520	\$10,200	\$10,880	\$12,640	\$13,370	\$14,100	\$7,919,740
	TOTAL	\$7,250	\$8,230	\$10,720	\$12,020	\$13,390	\$14,060	\$14,610	\$15,120	\$15,120	\$16,470	\$18,500	\$23,730	\$25,240	\$26,830	\$13,428,330
	*Note: A surcharge fee is in effect per Board Resolution Nos. 2005-480 & 2018-908.															

DRAINAGE FEE SCHEDULE FOR ZONE 2: PLANNED LOCAL DRAINAGE AREAS

Area		AE-5, A-L, O	A1, A2, RR	R-1-E, R-1-EH, R-A	R-1-A, R-1-AH	R-1-B, R-1-C, RE	R-1 40%	R-1 45%	R-1 50%	R-2, M-H	R-3	R-4, T-P	M-1, M-2, M-3, C-R, M-1-P, S-L	C-P, C-M, R-P	C-1, C-2, C-3, C-4, C-5, C-6, C-L, P	Total Cost
Zone 2	BASIN	\$790	\$900	\$1,130	\$1,350	\$1,570	\$1,680	\$1,770	\$1,860	\$1,860	\$2,080	\$2,530	\$3,680	\$3,930	\$4,220	\$88,632,325
	PIPE	\$1,640	\$1,850	\$2,460	\$2,670	\$2,900	\$3,020	\$3,110	\$3,200	\$3,200	\$3,430	\$3,660	\$4,250	\$4,490	\$4,740	\$129,546,699
	TOTAL	\$2,430	\$2,750	\$3,590	\$4,020	\$4,470	\$4,700	\$4,880	\$5,060	\$5,060	\$5,510	\$6,190	\$7,930	\$8,420	\$8,960	\$218,179,024

Planned Local Drianage Areas: Zone 2

Area	Basin Cost	Pipe Cost	Total	Area	Basin Cost	Pipe Cost	Total	Area	Basin Cost	Pipe Cost	Total
A	\$2,343,735	\$1,828,917	\$4,172,652	X	\$1,959,202	\$449,946	\$2,409,148	OO	\$2,428,400	\$813,859	\$3,242,259
B	\$1,087,293	\$142,170	\$1,229,463	Y	\$1,596,170	\$2,272,963	\$3,869,133	PP	\$1,929,412	\$1,226,352	\$3,155,764
C	\$479,953	\$317,414	\$797,367	Z	\$1,124,050	\$2,532,493	\$3,656,543 **	RR	\$5,349,271	\$18,471,073	\$23,820,344
D	\$801,395	\$694,153	\$1,495,548	AA	\$987,755	\$1,372,256	\$2,360,011	SS	\$2,705,080	\$3,477,280	\$6,182,360
E	\$813,988	\$228,063	\$1,042,051	BB	\$519,529	\$822,774	\$1,342,303	TT	\$2,131,366	\$1,654,203	\$3,785,569
F	\$304,956	\$302,016	\$606,972	CC	\$492,381	\$2,086,533	\$2,578,914	UU1	\$474,282	\$1,218,907	\$1,693,189
G	\$1,174,228	\$157,007	\$1,331,235	CO2	\$924,490	\$1,424,535	\$2,349,025	UU2	\$1,730,363	\$1,687,903	\$3,418,266
H	\$99,858	\$214,682	\$314,540	DD	\$1,923,441	\$7,739,111	\$9,662,552	UU3	\$3,716,680	\$10,131,577	\$13,848,257
I	\$227,828	\$248,025	\$475,853	EE	\$754,118	\$3,368,735	\$4,122,853	VV	\$34,124	\$116,961	\$151,085
J	\$1,746,750	\$457,936	\$2,204,686	FF	\$1,435,102	\$9,635,747	\$11,070,849	WW	\$18,653	\$360,044	\$378,697
K	\$1,086,980	\$684,032	\$1,771,012	GG	\$2,626,107	\$1,557,996	\$4,184,103	XX	\$1,025,092	\$2,149,620	\$3,174,712
L	\$692,043	\$494,850	\$1,186,893	HH	\$4,528,524	\$5,686,773	\$10,215,297	ZZ	\$2,683,580	\$3,025,714	\$5,709,294
M	\$967,464	\$263,345	\$1,230,809	II1	\$5,111,303	\$16,752,661	\$21,863,964				
N	\$482,052	\$435,524	\$917,576	II2	\$8,421,742	\$1,319,694	\$9,741,436				
O	\$1,107,030	\$190,138	\$1,297,168	II3	\$1,995,354	\$1,727,108	\$3,722,462				
P	\$893,259	\$277,552	\$1,170,811	II4	\$2,377,019	\$1,114,339	\$3,491,358				
T	\$1,792,623	\$2,751,486	\$4,544,109	JJ	\$2,210,803	\$3,850,603	\$6,061,406				
U	\$1,559,606	\$675,290	\$2,234,896	KK	\$2,151,452	\$1,509,801	\$3,661,253				
V	\$680,455	\$1,726,395	\$2,406,850	LL	\$2,459,604	\$3,532,196	\$5,991,800				
W	\$1,878,442	\$3,419,387	\$5,297,829 *	MM	\$587,938	\$948,560	\$1,536,498				
W	* Note: A surcharge fee is in effect per Board Resolution No. 885-BPBR.										
Z	** Note: A surcharge fee is in effect per Board Resolution Nos. 1227, 1265, 1268, 1386.										

DRAINAGE FEE SCHEDULE FOR ZONE 3: PLANNED LOCAL DRAINAGE AREAS

Area		AE-5, A-L, O	A1, A2, RR	R-1-E, R-1-EH, R-A	R-1-A, R-1-AH	R-1-B, R-1-C, RE	R-1 40%	R-1 45%	R-1 50%	R-2, M-H	R-3	R-4, T-P	M-1, M-2, M-3, C-R, M-1-P, S-L	C-P, C-M, R-P	C-1, C-2, C-3, C-4, C-5, C-6, C-L, P	Total Cost
Zone 3	BASIN	\$1,460	\$1,660	\$2,080	\$2,490	\$2,910	\$3,120	\$3,280	\$3,440	\$3,440	\$3,840	\$4,670	\$6,800	\$7,280	\$7,810	\$26,884,073
	PIPE	\$1,540	\$1,740	\$2,310	\$2,510	\$2,720	\$2,830	\$2,920	\$3,000	\$3,000	\$3,220	\$3,430	\$3,990	\$4,220	\$4,450	\$20,332,853
	TOTAL	\$3,000	\$3,400	\$4,390	\$5,000	\$5,630	\$5,950	\$6,200	\$6,440	\$6,440	\$7,060	\$8,100	\$10,790	\$11,500	\$12,260	\$47,216,926

Planned Local Drianage Areas: Zone 3

Area	Basin Cost	Pipe Cost	Total
Q	\$413,447	\$411,805	\$825,252
S	\$1,375,658	\$2,318,420	\$3,694,078
1E	\$2,150,215	\$939,275	\$3,089,490
2D	\$866,673	\$1,475,212	\$2,341,885
3A	\$1,400,991	\$942,689	\$2,343,680
3D	\$1,468,694	\$1,032,196	\$2,500,890
3F	\$1,144,001	\$1,224,524	\$2,368,525
4B	\$1,645,700	\$1,017,729	\$2,663,429
4C	\$1,164,607	\$2,383,951	\$3,548,558
4D	\$3,673,027	\$1,065,035	\$4,738,062
4E	\$3,794,382	\$2,157,649	\$5,952,031
5B/5C	\$4,670,887	\$2,247,077	\$6,917,964
5F	\$1,632,924	\$1,530,399	\$3,163,323
6D	\$1,482,867	\$1,586,892	\$3,069,759

DRAINAGE FEE SCHEDULE FOR SURCHARGE AREAS: PLANNED LOCAL DRAINAGE AREAS

Area		AE-5, A-L, O	A1, A2, RR	R-1-E, R-1-EH, R-A	R-1-A, R-1-AH	R-1-B, R-1-C, RE	R-1 40%	R-1 45%	R-1 50%	R-2, M-H	R-3	R-4, T-P	M-1, M-2, M-3, C-R, M-1-P, S-L	C-P, C-M, R-P	C-1, C-2, C-3, C-4, C-5, C-6, C-L, P
W	TOTAL	-	-	-	-	-	-	-	-	-	-	-	\$11,075	-	-
	*Note: Surcharge Resolution: 885-BPBR														
Z	TOTAL	-	-	-	-	-	-	-	-	\$1,970	\$2,110	\$2,250	\$2,615	\$5,380	\$2,915
	*Note: Surcharge Resolution: 1386														
BX	TOTAL	-	\$270	\$360	\$390	\$430	\$445	\$445	\$445	\$470	\$510	\$540	\$630	\$660	\$700
	*Note: Surcharge Resolution: 2008-590														
BX	TOTAL	-	-	-	-	-	-	-	-	-	-	-	-	\$15,230	-
	*Note: Surcharge Resolution: 2017-884														
CM	TOTAL	\$90	\$105	\$135	\$145	\$160	\$165	\$165	\$165	\$175	\$185	\$200	\$235	\$485	\$260
	*Note: Surcharge Resolution: 1228														
CN	TOTAL	-	-	-	-	-	-	-	-	\$2,200	\$2,395	\$2,695	\$3,465	\$3,690	\$3,925
	*Note: Surcharge Resolution: 1422														
DE	TOTAL	-	-	-	-	-	\$790	\$790	\$790	\$840	\$900	-	\$1,120	\$1,250	\$1,250
	*Note: Surcharge Resolution: 2006-486														
DN	TOTAL	-	-	-	-	-	\$11,500	\$11,880	\$12,190	\$12,190	-	-	-	-	\$18,060
	*Note: Surcharge Resolution: 2017-884														
DO	TOTAL	-	-	-	-	-	-	-	\$4,540	\$4,540	\$4,870	\$4,870	-	\$6,380	\$6,730
	*Note: Surcharge Resolution: 2018-887														
DO	TOTAL	-	-	-	-	-	-	-	-	-	\$4,770	\$4,770	-	-	\$6,590
	*Note: Surcharge Resolution: 2020-959														
7D	TOTAL	-	-	-	-	-	-	-	-	-	-	-	-	\$5,555	-
	*Note: Surcharge Resolution: 2005-480														
7H	TOTAL	-	-	-	-	-	-	-	-	-	-	-	-	\$5,555	-
	*Note: Surcharge Resolution: 2005-480														

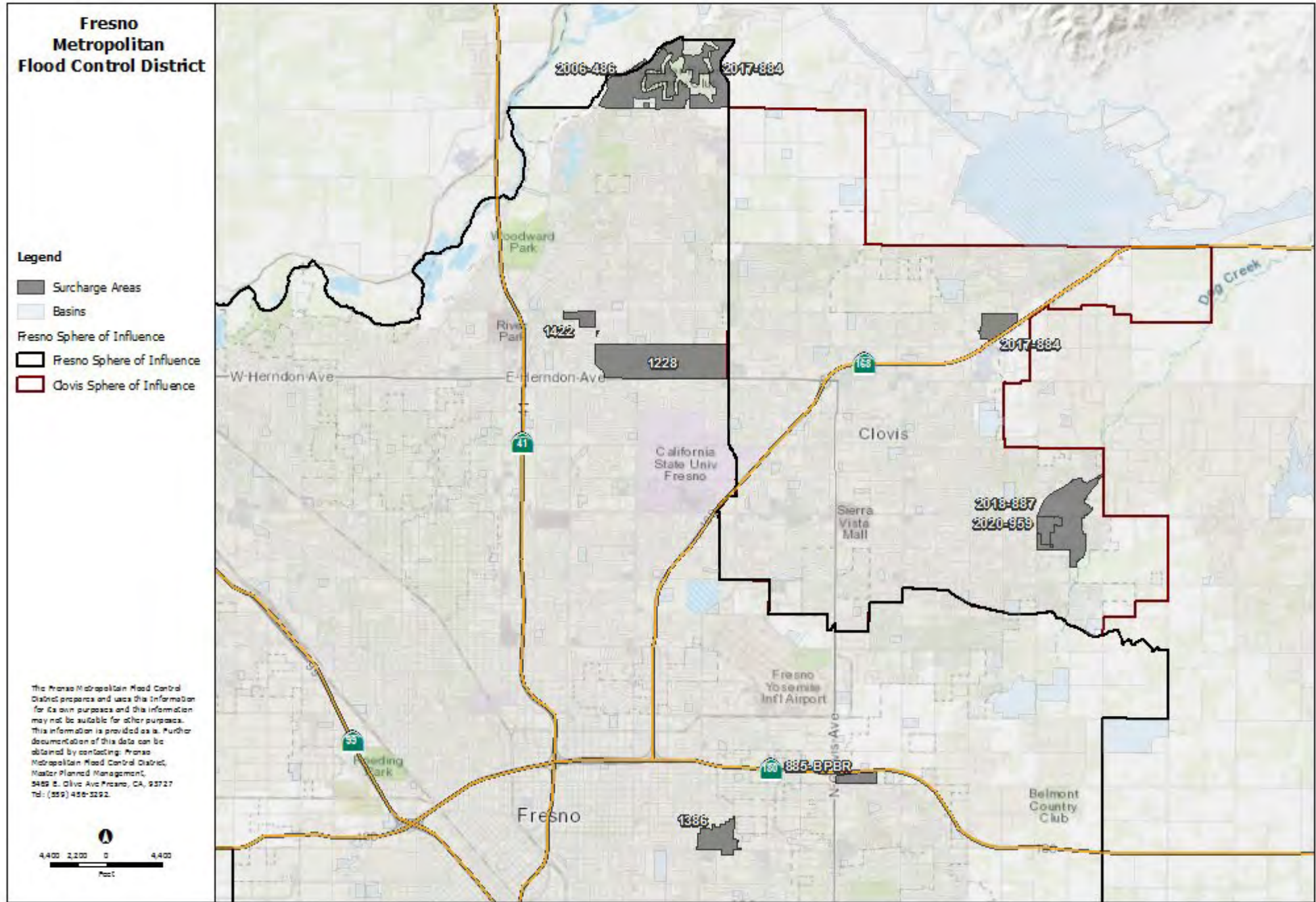


Exhibit 1b

Drainage Fee Schedules

Resolution 2022-1005

Resolution Amending the Storm Drainage and Flood Control
Master Plan and Amending the Schedule of Drainage Fees
and Costs, Establishing such Costs and Fees for Local
Drainage Area “CD” (2023-2024)

RESOLUTION NO. 2022-1005
BEFORE THE BOARD OF DIRECTORS OF THE
FRESNO METROPOLITAN FLOOD CONTROL DISTRICT
RESOLUTION AMENDING THE STORM DRAINAGE AND FLOOD CONTROL
MASTER PLAN AND AMENDING THE SCHEDULE
OF DRAINAGE FEES AND COSTS, ESTABLISHING SUCH COSTS AND FEES
FOR LOCAL DRAINAGE AREA “CD”
(2022)

WHEREAS, the Board of Directors enacted Resolution No. 1412 on February 9, 1988, establishing a schedule of drainage system costs and fees pursuant to the adopted Storm Drainage and Flood Control Master Plan, said schedule being an element of the drainage fee ordinances of the Fresno Metropolitan Flood Control District, Cities of Clovis and Fresno, and the County of Fresno, which ordinances are incorporated herein by this reference; and

WHEREAS, the Board of Directors enacted resolutions from time to time, amending said Drainage Area “CD” schedule, the last being Resolution No. 2020-958 adopted on December 9, 2020; and

WHEREAS, an amended Storm Drainage and Flood Control Master Plan Map, attached as Exhibit “A” hereto, specifying public facilities and improvements, existing and proposed, which are necessary to provide drainage service and flood control within Drainage Area “CD” specified therein, has been presented to the Board of Directors; and

WHEREAS, the District’s Storm Drainage and Flood Control Master Plan includes a study of the impacts of contemplated future development on the District's existing storm drainage services and facilities in Drainage Area “CD” of the Fresno Metropolitan Flood Control District listed in Exhibit “B” attached hereto, along with an analysis of new, improved or expanded public facilities and improvements required or appropriate to serve

RESOLUTION NO. 2022-1005

Page 2 of 7

development in said local Drainage Area “CD”; and

WHEREAS, said local Drainage Area “CD”, said Map, said Plan and said study set forth the relationship between development and said services or facilities; the estimated cost thereof; and the schedule of per gross acre fees calculated to raise the sum of money necessary to pay the estimated total cost of local drainage facilities therein; and

WHEREAS, said Map and said study were available at the District’s office for public inspection and review ten (10) days prior to this public hearing, and notice was given in compliance with the requirements therefor; and

WHEREAS, a public hearing was held pursuant to the public notice cited herein at a regularly scheduled meeting of the Board of Directors of the Fresno Metropolitan Flood Control District; and

WHEREAS, the Board of Directors finds as follows:

A. That the purpose of said fees is to finance facilities within the District required for the removal of surface and storm waters attributable to development; to obviate the menace to the public health, safety and welfare arising from inadequate provision for removal of surface and storm waters occurring as the result of development of property; to prevent deterioration of property values and impairment of conditions making for desirable residential, commercial or industrial development, as the case may be, which would result from the failure to construct planned local drainage facilities relative to development of property; and to prevent deterioration of public streets and other public facilities which would result from failure to construct planned local drainage facilities concurrently with

RESOLUTION NO. 2022-1005

Page 3 of 7

development.

B. The fees adopted and collected pursuant to the drainage fee ordinances and this Resolution are to be used to finance only the public facilities shown on Exhibit “A”, within respective local Drainage Area “CD” identified in Exhibit “B” hereto.

C. After considering said Map and said study and the analysis prepared by the District; the respective General Plans and community and specific plans prepared by the Development Departments of said County and Cities; and the information and testimony received at this public hearing, the Board of Directors approves said Map and said study, and incorporates such herein. The Board further finds that all new development in the subject area will generate the need for storm drainage facilities therein, and generates an unmet need for storm drainage facilities and services in said area.

D. There is a need in local Drainage Area “CD” for storm drainage facilities which have not been constructed or have been constructed; said facilities have been called for in, or are consistent with, the General Plans. Development will contribute its fair share toward the facility costs in local Drainage Area “CD” listed in Exhibit “B” through payment of the respective drainage fees set forth therein.

E. The facts and evidence presented establish that there is a reasonable relationship between the need for the described public facilities and the impacts of the types of development as described in Exhibits “A” and “B” for which the corresponding fee set forth in Exhibit “B” is charged. There is a reasonable relationship between the use of said fee and development of the lands in the service area for which the fee is charged, as these

RESOLUTION NO. 2022-1005

Page 4 of 7

reasonable relationships or nexuses are described in more detail in the study and Map referred to above.

F. The Storm Drainage and Flood Control Master Plan Map attached hereto as Exhibit “A” and the storm drainage fee rate schedule set forth in Exhibit “B”, as adopted by Paragraphs 2 and 3 herein, revise the District’s Storm Drainage and Flood Control Master Plan, to conform to its General Plan and comply with Section 66483 of the California Government Code.

G. The cost estimates for said local Drainage Area “CD” set forth in Exhibit “B” are reasonable cost estimates for constructing these facilities, and the fee schedule set forth therein is based on said estimates and is to generate fees from development which will not exceed the total of these costs.

NOW THEREFORE, it is hereby resolved by the Board of Directors of the Fresno Metropolitan Flood Control District that:

1. The above recitals are true and correct, and this Board so finds and determines.
2. This Resolution is exempt from further California Environmental Quality Act (CEQA) assessment per the provisions of Public Resources Code Section 21080(b)(8)(D).
3. The Storm Drainage and Flood Control Master Plan is hereby amended to include that Storm Drain and Flood Control Master Plan Map attached hereto as Exhibit “A” and as supported by Exhibit “B”.

RESOLUTION NO. 2022-1005

Page 5 of 7

4. The schedule of drainage fees for-respective local Drainage Area “CD” listed in Exhibit “B” hereto is hereby adopted as set forth in said Exhibit “B”. The District shall prepare an amended 2022 schedule of drainage fees for each of its local drainage areas, which shall include the Drainage Area “CD” amendment adopted herein. Pursuant to California Government Code Section 66017, said schedule of drainage fees shall become effective no sooner than sixty (60) days from the date of adoption of this Resolution. In compliance with California Government Code Section 66017, the District's 2022 amended schedule of drainage fees shall be effective as of December 26, 2022, in accordance with the drainage fee ordinances. Fees shall be paid in accordance with the drainage fee ordinances and as specified in said 2022 drainage fee schedule.

5. The fee shall be used solely to pay: (a) costs related to the design, administration and construction of the described public storm water facilities; (b) for reimbursing the District for the development's fair share of those costs incurred by the District in the design and construction of the described public storm water facilities; or (c) to reimburse other developers who have constructed public facilities in each service area where those facilities were beyond that needed to mitigate the impacts of the other developers' project or projects and where reimbursement is provided for in the applicable Drainage Fee Ordinance.

6. The District, pursuant to the Drainage Fee Ordinance, shall analyze and review the estimated cost of the described capital improvements for which this fee is charged, the continued or expanded need therefor, and the reasonable relationship between such facility needs and the varying types of development. The General Manager-Secretary shall report the

RESOLUTION NO. 2022-1005

Page 6 of 7

findings to the Board of Directors and recommend any adjustment to this fee or other action as may be needed.

7. Pursuant to California Government Code Section 66022, any judicial action or proceeding to attack, review, set aside, void or annul this Resolution shall be brought within one hundred twenty (120) days of the adoption of this Resolution. Pursuant to California Government Code Section 66022, any judicial action or proceeding to attack, review, set aside, void, or annul the fee shall commence within one hundred twenty (120) days of the effective date of the adopted fee, which is identified in Paragraph No. 4 hereinabove. Administrative appeal is a mandatory prerequisite to any such judicial action or proceeding. Such appeal shall be made in writing to the Director of Development of Public Works of the political subdivision in which the property subjected hereto is located (i.e., the City of Fresno, the City of Clovis or the County of Fresno). Such appeal must be made within sixty (60) days after the effective date hereof. The Director shall set the matter for hearing, conduct the hearing and render a decision within forty (40) days after such appeal is filed.

8. The Ordinances of the City of Fresno, City of Clovis, and the County of Fresno have an administrative mechanism whereby a property owner who seeks to develop property within the boundaries of the Fresno Metropolitan Flood Control District can challenge the fees imposed thereunder only by first paying said fees under protest. Developers of property within the Fresno Metropolitan Flood Control District shall adhere to the applicable ordinance of the City of Fresno, City of Clovis or the County of Fresno under which it is required that drainage fees must be paid before development is allowed, and that such fee

RESOLUTION NO. 2022-1005

Page 7 of 7

may be paid under protest.

PASSED AND ADOPTED this 26th day of October, 2022, by the following vote to
wit:

AYES: Directors Auston, Burleson, Busani and Green

NOES: None

ABSENT: Directors Garcia and Fowler

ABSTAIN: None

**Updated Storm Drainage and Flood Control Master Plan Map
will be Available at Meeting**

Exhibit "A"

2023 Drainage Fee Schedule with Amendments (County Schedule)

County schedule includes both City of Fresno and Clovis schedules

Exhibit “A”

Fresno Metropolitan Flood Control District



2023 DRAINAGE FEE SCHEDULE

Fresno County

Effective Date: 3/8/2023



DRAINAGE FEE SCHEDULE FOR ZONE 1: PLANNED LOCAL DRAINAGE AREAS

Area		AE-5, A-L, O	A1, A2, RR	R-1-E, R-1-EH, R-A	R-1-A, R-1-AH	R-1-B, R-1-C, RE	R-1 40%	R-1 45%	R-1 50%	R-2, M-H	R-3	R-4, T-P	M-1, M-2, M-3, C-R, M-1-P, S-L	C-P, C-M, R-P	C-1, C-2, C-3, C-4, C-5, C-6, C-L, P	Total Cost
R	BASIN	\$1,430	\$1,630	\$2,050	\$2,450	\$2,870	\$3,070	\$3,220	\$3,380	\$3,380	\$3,780	\$4,600	\$6,690	\$7,170	\$7,680	\$3,037,290
	PIPE	\$1,840	\$2,080	\$2,770	\$3,010	\$3,260	\$3,390	\$3,500	\$3,600	\$3,600	\$3,850	\$4,110	\$4,780	\$5,050	\$5,330	\$2,830,980
	TOTAL	\$3,270	\$3,710	\$4,820	\$5,460	\$6,130	\$6,460	\$6,720	\$6,980	\$6,980	\$7,630	\$8,710	\$11,470	\$12,220	\$13,010	\$5,868,270
AB	BASIN	\$1,080	\$1,230	\$1,540	\$1,840	\$2,150	\$2,300	\$2,420	\$2,540	\$2,540	\$2,840	\$3,450	\$5,020	\$5,380	\$5,770	\$1,848,420
	PIPE	\$1,000	\$1,130	\$1,500	\$1,630	\$1,770	\$1,840	\$1,900	\$1,950	\$1,950	\$2,090	\$2,230	\$2,590	\$2,740	\$2,890	\$1,420,070
	TOTAL	\$2,080	\$2,360	\$3,040	\$3,470	\$3,920	\$4,140	\$4,320	\$4,490	\$4,490	\$4,930	\$5,680	\$7,610	\$8,120	\$8,660	\$3,268,490
AC	BASIN	\$640	\$730	\$920	\$1,100	\$1,280	\$1,370	\$1,440	\$1,520	\$1,520	\$1,700	\$2,060	\$3,000	\$3,210	\$3,440	\$1,095,117
	PIPE	\$890	\$1,010	\$1,340	\$1,460	\$1,580	\$1,650	\$1,700	\$1,740	\$1,740	\$1,870	\$1,990	\$2,320	\$2,450	\$2,580	\$1,164,819
	TOTAL	\$1,530	\$1,740	\$2,260	\$2,560	\$2,860	\$3,020	\$3,140	\$3,260	\$3,260	\$3,570	\$4,050	\$5,320	\$5,660	\$6,020	\$2,259,936
AD	BASIN	\$1,520	\$1,740	\$2,180	\$2,610	\$3,050	\$3,260	\$3,430	\$3,600	\$3,600	\$4,020	\$4,890	\$7,120	\$7,620	\$8,170	\$1,240,380
	PIPE	\$480	\$540	\$720	\$780	\$840	\$880	\$910	\$930	\$930	\$1,000	\$1,060	\$1,230	\$1,310	\$1,380	\$330,500
	TOTAL	\$2,000	\$2,280	\$2,900	\$3,390	\$3,890	\$4,140	\$4,340	\$4,530	\$4,530	\$5,020	\$5,950	\$8,350	\$8,930	\$9,550	\$1,570,880
AE	BASIN	\$2,030	\$2,310	\$2,900	\$3,470	\$4,060	\$4,340	\$4,570	\$4,790	\$4,790	\$5,360	\$6,520	\$9,480	\$10,150	\$10,880	\$2,857,260
	PIPE	\$640	\$720	\$960	\$1,040	\$1,130	\$1,170	\$1,210	\$1,240	\$1,240	\$1,330	\$1,420	\$1,650	\$1,740	\$1,840	\$721,050
	TOTAL	\$2,670	\$3,030	\$3,860	\$4,510	\$5,190	\$5,510	\$5,780	\$6,030	\$6,030	\$6,690	\$7,940	\$11,130	\$11,890	\$12,720	\$3,578,310
AF	BASIN	\$950	\$1,090	\$1,360	\$1,630	\$1,900	\$2,040	\$2,140	\$2,250	\$2,250	\$2,510	\$3,060	\$4,450	\$4,760	\$5,100	\$1,600,600
	PIPE	\$500	\$570	\$760	\$820	\$890	\$930	\$960	\$980	\$980	\$1,050	\$1,120	\$1,300	\$1,380	\$1,460	\$510,250
	TOTAL	\$1,450	\$1,660	\$2,120	\$2,450	\$2,790	\$2,970	\$3,100	\$3,230	\$3,230	\$3,560	\$4,180	\$5,750	\$6,140	\$6,560	\$2,110,850
AG	BASIN	\$520	\$590	\$740	\$880	\$1,030	\$1,110	\$1,160	\$1,220	\$1,220	\$1,360	\$1,660	\$2,410	\$2,580	\$2,770	\$1,431,120
	PIPE	\$1,710	\$1,930	\$2,570	\$2,790	\$3,030	\$3,150	\$3,250	\$3,340	\$3,340	\$3,580	\$3,820	\$4,430	\$4,690	\$4,950	\$2,888,080
	TOTAL	\$2,230	\$2,520	\$3,310	\$3,670	\$4,060	\$4,260	\$4,410	\$4,560	\$4,560	\$4,940	\$5,480	\$6,840	\$7,270	\$7,720	\$4,319,200
AH	BASIN	\$1,590	\$1,820	\$2,280	\$2,720	\$3,180	\$3,410	\$3,580	\$3,760	\$3,760	\$4,200	\$5,110	\$7,440	\$7,960	\$8,530	\$5,026,750
	PIPE	\$2,380	\$2,690	\$3,570	\$3,880	\$4,220	\$4,380	\$4,530	\$4,650	\$4,650	\$4,980	\$5,310	\$6,170	\$6,530	\$6,890	\$4,334,150
	TOTAL	\$3,970	\$4,510	\$5,850	\$6,600	\$7,400	\$7,790	\$8,110	\$8,410	\$8,410	\$9,180	\$10,420	\$13,610	\$14,490	\$15,420	\$9,360,900
AI	BASIN	\$1,650	\$1,880	\$2,360	\$2,820	\$3,300	\$3,530	\$3,710	\$3,890	\$3,890	\$4,350	\$5,290	\$7,700	\$8,240	\$8,830	\$2,714,220
	PIPE	\$3,760	\$4,250	\$5,640	\$6,130	\$6,660	\$6,920	\$7,150	\$7,330	\$7,330	\$7,860	\$8,390	\$9,740	\$10,310	\$10,870	\$4,063,700
	TOTAL	\$5,410	\$6,130	\$8,000	\$8,950	\$9,960	\$10,450	\$10,860	\$11,220	\$11,220	\$12,210	\$13,680	\$17,440	\$18,550	\$19,700	\$6,777,920
AJ	BASIN	\$2,020	\$2,300	\$2,890	\$3,450	\$4,040	\$4,320	\$4,540	\$4,770	\$4,770	\$5,330	\$6,480	\$9,430	\$10,100	\$10,820	\$1,826,220
	PIPE	\$620	\$710	\$940	\$1,020	\$1,100	\$1,150	\$1,190	\$1,220	\$1,220	\$1,300	\$1,390	\$1,620	\$1,710	\$1,800	\$458,240
	TOTAL	\$2,640	\$3,010	\$3,830	\$4,470	\$5,140	\$5,470	\$5,730	\$5,990	\$5,990	\$6,630	\$7,870	\$11,050	\$11,810	\$12,620	\$2,284,460
AK	BASIN	\$1,250	\$1,420	\$1,790	\$2,140	\$2,500	\$2,670	\$2,810	\$2,950	\$2,950	\$3,300	\$4,010	\$5,830	\$6,250	\$6,700	\$3,799,410
	PIPE	\$2,210	\$2,500	\$3,320	\$3,610	\$3,920	\$4,070	\$4,200	\$4,310	\$4,310	\$4,620	\$4,930	\$5,730	\$6,060	\$6,390	\$5,019,060
	TOTAL	\$3,460	\$3,920	\$5,110	\$5,750	\$6,420	\$6,740	\$7,010	\$7,260	\$7,260	\$7,920	\$8,940	\$11,560	\$12,310	\$13,090	\$8,818,470
AL	BASIN	\$1,220	\$1,390	\$1,750	\$2,090	\$2,440	\$2,610	\$2,750	\$2,880	\$2,880	\$3,220	\$3,920	\$5,700	\$6,110	\$6,550	\$2,995,610
	PIPE	\$2,630	\$2,970	\$3,940	\$4,280	\$4,650	\$4,840	\$4,990	\$5,130	\$5,130	\$5,490	\$5,860	\$6,810	\$7,200	\$7,600	\$4,931,080
	TOTAL	\$3,850	\$4,360	\$5,690	\$6,370	\$7,090	\$7,450	\$7,740	\$8,010	\$8,010	\$8,710	\$9,780	\$12,510	\$13,310	\$14,150	\$7,926,690
AM	BASIN	\$2,370	\$2,370	\$2,970	\$3,550	\$4,150	\$4,450	\$4,670	\$4,900	\$4,900	\$5,480	\$6,670	\$9,700	\$10,390	\$11,130	\$1,260,966
	PIPE	\$5,950	\$5,950	\$7,900	\$8,590	\$9,330	\$9,700	\$10,010	\$10,280	\$10,280	\$11,010	\$11,750	\$13,650	\$14,440	\$15,230	\$2,886,860
	TOTAL	\$8,320	\$8,320	\$10,870	\$12,140	\$13,480	\$14,150	\$14,680	\$15,180	\$15,180	\$16,490	\$18,420	\$23,350	\$24,830	\$26,360	\$4,147,826

DRAINAGE FEE SCHEDULE FOR ZONE 1: PLANNED LOCAL DRAINAGE AREAS

Area		AE-5, A-L, O	A1, A2, RR	R-1-E, R-1-EH, R-A	R-1-A, R-1-AH	R-1-B, R-1-C, RE	R-1 40%	R-1 45%	R-1 50%	R-2, M-H	R-3	R-4, T-P	M-1, M-2, M-3, C-R, M-1-P, S-L	C-P, C-M, R-P	C-1, C-2, C-3, C-4, C-5, C-6, C-L, P	Total Cost
AN	BASIN	\$2,010	\$2,290	\$2,870	\$3,440	\$4,020	\$4,300	\$4,520	\$4,740	\$4,740	\$5,300	\$6,450	\$9,380	\$10,040	\$10,770	\$2,837,570
	PIPE	\$2,010	\$2,270	\$3,020	\$3,280	\$3,560	\$3,700	\$3,820	\$3,920	\$3,920	\$4,200	\$4,480	\$5,210	\$5,510	\$5,810	\$2,396,200
	TOTAL	\$4,020	\$4,560	\$5,890	\$6,720	\$7,580	\$8,000	\$8,340	\$8,660	\$8,660	\$9,500	\$10,930	\$14,590	\$15,550	\$16,580	\$5,233,770
AO	BASIN	\$1,920	\$2,180	\$2,740	\$3,280	\$3,830	\$4,100	\$4,310	\$4,520	\$4,520	\$5,060	\$6,150	\$8,950	\$9,580	\$10,270	\$3,448,370
	PIPE	\$5,800	\$6,550	\$8,690	\$9,450	\$10,260	\$10,660	\$11,010	\$11,300	\$11,300	\$12,110	\$12,920	\$15,010	\$15,880	\$16,750	\$7,810,850
	TOTAL	\$7,720	\$8,730	\$11,430	\$12,730	\$14,090	\$14,760	\$15,320	\$15,820	\$15,820	\$17,170	\$19,070	\$23,960	\$25,460	\$27,020	\$11,259,220
AQ	BASIN	\$1,910	\$2,180	\$2,730	\$3,270	\$3,820	\$4,090	\$4,300	\$4,510	\$4,510	\$5,040	\$6,130	\$8,920	\$9,550	\$10,240	\$4,111,460
	PIPE	\$5,260	\$5,950	\$7,890	\$8,580	\$9,320	\$9,680	\$10,000	\$10,260	\$10,260	\$11,000	\$11,740	\$13,630	\$14,420	\$15,210	\$7,435,200
	TOTAL	\$7,170	\$8,130	\$10,620	\$11,850	\$13,140	\$13,770	\$14,300	\$14,770	\$14,770	\$16,040	\$17,870	\$22,550	\$23,970	\$25,450	\$11,546,660
AR	BASIN	\$2,220	\$2,530	\$3,170	\$3,800	\$4,440	\$4,750	\$4,990	\$5,240	\$5,240	\$5,860	\$7,120	\$10,360	\$11,100	\$11,900	\$4,564,230
	PIPE	\$7,210	\$8,150	\$10,820	\$11,750	\$12,760	\$13,270	\$13,700	\$14,060	\$14,060	\$15,070	\$16,080	\$18,680	\$19,760	\$20,840	\$9,177,860
	TOTAL	\$9,430	\$10,680	\$13,990	\$15,550	\$17,200	\$18,020	\$18,690	\$19,300	\$19,300	\$20,930	\$23,200	\$29,040	\$30,860	\$32,740	\$13,742,090
AS	BASIN	\$1,610	\$1,840	\$2,310	\$2,760	\$3,230	\$3,450	\$3,630	\$3,810	\$3,810	\$4,260	\$5,180	\$7,540	\$8,070	\$8,650	\$5,108,680
	PIPE	\$5,940	\$6,710	\$8,900	\$9,680	\$10,510	\$10,920	\$11,280	\$11,580	\$11,580	\$12,410	\$13,240	\$15,370	\$16,270	\$17,160	\$13,226,020
	TOTAL	\$7,550	\$8,550	\$11,210	\$12,440	\$13,740	\$14,370	\$14,910	\$15,390	\$15,390	\$16,670	\$18,420	\$22,910	\$24,340	\$25,810	\$18,334,700
AU	BASIN	\$4,570	\$5,210	\$6,540	\$7,820	\$9,140	\$9,780	\$10,290	\$10,790	\$10,790	\$12,070	\$14,680	\$21,350	\$22,860	\$24,500	\$3,972,260
	PIPE	\$5,160	\$5,830	\$7,740	\$8,410	\$9,140	\$9,490	\$9,800	\$10,060	\$10,060	\$10,780	\$11,500	\$13,360	\$14,130	\$14,910	\$3,660,060
	TOTAL	\$9,730	\$11,040	\$14,280	\$16,230	\$18,270	\$19,270	\$20,090	\$20,850	\$20,850	\$22,850	\$26,180	\$34,710	\$36,990	\$39,410	\$7,632,320
AV	BASIN	\$1,730	\$1,970	\$2,480	\$2,960	\$3,460	\$3,700	\$3,900	\$4,090	\$4,090	\$4,570	\$5,560	\$8,080	\$8,660	\$9,280	\$5,850,240
	PIPE	\$8,280	\$9,360	\$12,420	\$13,500	\$14,660	\$15,240	\$15,740	\$16,150	\$16,150	\$17,310	\$18,470	\$21,450	\$22,690	\$23,940	\$15,851,210
	TOTAL	\$10,010	\$11,330	\$14,900	\$16,460	\$18,120	\$18,940	\$19,640	\$20,240	\$20,240	\$21,880	\$24,030	\$29,530	\$31,350	\$33,220	\$21,701,450
AW1	BASIN	\$1,440	\$1,640	\$2,060	\$2,460	\$2,880	\$3,080	\$3,240	\$3,390	\$3,390	\$3,800	\$4,620	\$6,720	\$7,190	\$7,710	\$2,116,990
	PIPE	\$8,090	\$9,150	\$12,140	\$13,190	\$14,330	\$14,890	\$15,380	\$15,780	\$15,780	\$16,920	\$18,050	\$20,960	\$22,180	\$23,390	\$6,606,940
	TOTAL	\$9,530	\$10,790	\$14,200	\$15,650	\$17,210	\$17,970	\$18,620	\$19,170	\$19,170	\$20,720	\$22,670	\$27,680	\$29,370	\$31,100	\$8,723,930
AW2	BASIN	\$1,060	\$1,210	\$1,520	\$1,820	\$2,130	\$2,280	\$2,400	\$2,510	\$2,510	\$2,810	\$3,420	\$4,970	\$5,320	\$5,710	\$1,648,930
	PIPE	\$1,000	\$1,130	\$1,500	\$1,630	\$1,770	\$1,840	\$1,900	\$1,950	\$1,950	\$2,090	\$2,230	\$2,590	\$2,740	\$2,890	\$857,560
	TOTAL	\$2,060	\$2,340	\$3,020	\$3,450	\$3,900	\$4,120	\$4,300	\$4,460	\$4,460	\$4,900	\$5,650	\$7,560	\$8,060	\$8,600	\$2,506,490
AX	BASIN	\$1,290	\$1,470	\$1,850	\$2,210	\$2,590	\$2,770	\$2,910	\$3,050	\$3,050	\$3,420	\$4,150	\$6,040	\$6,470	\$6,930	\$2,047,230
	PIPE	\$2,220	\$2,510	\$3,330	\$3,620	\$3,930	\$4,080	\$4,220	\$4,330	\$4,330	\$4,640	\$4,950	\$5,750	\$6,080	\$6,410	\$1,947,650
	TOTAL	\$3,510	\$3,980	\$5,180	\$5,830	\$6,520	\$6,850	\$7,130	\$7,380	\$7,380	\$8,060	\$9,100	\$11,790	\$12,550	\$13,340	\$3,994,880
AY	BASIN	\$2,020	\$2,300	\$2,880	\$3,450	\$4,030	\$4,320	\$4,540	\$4,760	\$4,760	\$5,320	\$6,470	\$9,420	\$10,080	\$10,810	\$3,676,580
	PIPE	\$3,550	\$4,010	\$5,320	\$5,780	\$6,280	\$6,530	\$6,740	\$6,920	\$6,920	\$7,410	\$7,910	\$9,190	\$9,720	\$10,250	\$3,585,640
	TOTAL	\$5,570	\$6,310	\$8,200	\$9,230	\$10,310	\$10,850	\$11,280	\$11,680	\$11,680	\$12,730	\$14,380	\$18,610	\$19,800	\$21,060	\$7,262,220
AZ	BASIN	\$560	\$640	\$810	\$960	\$1,130	\$1,210	\$1,270	\$1,330	\$1,330	\$1,490	\$1,810	\$2,630	\$2,820	\$3,020	\$1,517,460
	PIPE	\$2,390	\$2,700	\$3,580	\$3,890	\$4,220	\$4,390	\$4,530	\$4,650	\$4,650	\$4,990	\$5,320	\$6,180	\$6,540	\$6,890	\$3,736,100
	TOTAL	\$2,950	\$3,340	\$4,390	\$4,850	\$5,350	\$5,600	\$5,800	\$5,980	\$5,980	\$6,480	\$7,130	\$8,810	\$9,360	\$9,910	\$5,253,560
BC	BASIN	\$1,870	\$2,130	\$2,670	\$3,190	\$3,730	\$3,990	\$4,200	\$4,400	\$4,400	\$4,930	\$5,990	\$8,710	\$9,330	\$10,000	\$5,126,070
	PIPE	\$3,190	\$3,600	\$4,780	\$5,190	\$5,640	\$5,860	\$6,050	\$6,210	\$6,210	\$6,660	\$7,100	\$8,250	\$8,730	\$9,210	\$6,428,990
	TOTAL	\$5,060	\$5,730	\$7,450	\$8,380	\$9,370	\$9,850	\$10,250	\$10,610	\$10,610	\$11,590	\$13,090	\$16,960	\$18,060	\$19,210	\$11,555,060

DRAINAGE FEE SCHEDULE FOR ZONE 1: PLANNED LOCAL DRAINAGE AREAS

Area		AE-5, A-L, O	A1, A2, RR	R-1-E, R-1-EH, R-A	R-1-A, R-1-AH	R-1-B, R-1-C, RE	R-1 40%	R-1 45%	R-1 50%	R-2, M-H	R-3	R-4, T-P	M-1, M-2, M-3, C-R, M-1-P, S-L	C-P, C-M, R-P	C-1, C-2, C-3, C-4, C-5, C-6, C-L, P	Total Cost
BD	BASIN	\$1,630	\$1,860	\$2,330	\$2,790	\$3,260	\$3,490	\$3,670	\$3,850	\$3,850	\$4,310	\$5,240	\$7,620	\$8,160	\$8,740	\$2,706,510
	PIPE	\$3,470	\$3,920	\$5,210	\$5,660	\$6,150	\$6,390	\$6,600	\$6,770	\$6,770	\$7,260	\$7,740	\$8,990	\$9,520	\$10,040	\$3,854,140
	TOTAL	\$5,100	\$5,780	\$7,540	\$8,450	\$9,410	\$9,880	\$10,270	\$10,620	\$10,620	\$11,570	\$12,980	\$16,610	\$17,680	\$18,780	\$6,560,650
BE	BASIN	\$1,540	\$1,760	\$2,200	\$2,630	\$3,080	\$3,290	\$3,460	\$3,630	\$3,630	\$4,060	\$4,940	\$7,190	\$7,700	\$8,250	\$1,481,250
	PIPE	\$2,830	\$3,200	\$4,250	\$4,620	\$5,010	\$5,210	\$5,380	\$5,520	\$5,520	\$5,920	\$6,320	\$7,340	\$7,760	\$8,180	\$2,288,290
	TOTAL	\$4,370	\$4,960	\$6,450	\$7,250	\$8,090	\$8,500	\$8,840	\$9,150	\$9,150	\$9,980	\$11,260	\$14,530	\$15,460	\$16,430	\$3,769,540
BF	BASIN	\$2,200	\$2,510	\$3,140	\$3,760	\$4,400	\$4,710	\$4,950	\$5,190	\$5,190	\$5,810	\$7,060	\$10,270	\$11,000	\$11,790	\$1,895,900
	PIPE	\$1,450	\$1,640	\$2,170	\$2,360	\$2,560	\$2,670	\$2,750	\$2,830	\$2,830	\$3,030	\$3,230	\$3,750	\$3,970	\$4,190	\$1,016,120
	TOTAL	\$3,650	\$4,150	\$5,310	\$6,120	\$6,960	\$7,380	\$7,700	\$8,020	\$8,020	\$8,840	\$10,290	\$14,020	\$14,970	\$15,980	\$2,912,020
BG	BASIN	\$1,840	\$2,100	\$2,630	\$3,150	\$3,680	\$3,940	\$4,140	\$4,340	\$4,340	\$4,860	\$5,910	\$8,600	\$9,200	\$9,870	\$4,298,740
	PIPE	\$3,850	\$4,350	\$5,780	\$6,280	\$6,820	\$7,090	\$7,320	\$7,510	\$7,510	\$8,050	\$8,590	\$9,980	\$10,560	\$11,140	\$6,019,140
	TOTAL	\$5,690	\$6,450	\$8,410	\$9,430	\$10,500	\$11,030	\$11,460	\$11,850	\$11,850	\$12,910	\$14,500	\$18,580	\$19,760	\$21,010	\$10,317,880
BH	BASIN	\$1,030	\$1,180	\$1,480	\$1,760	\$2,060	\$2,210	\$2,320	\$2,440	\$2,440	\$2,720	\$3,310	\$4,820	\$5,160	\$5,530	\$2,062,660
	PIPE	\$4,630	\$5,240	\$6,950	\$7,550	\$8,200	\$8,530	\$8,810	\$9,040	\$9,040	\$9,690	\$10,340	\$12,000	\$12,700	\$13,390	\$8,149,110
	TOTAL	\$5,660	\$6,420	\$8,430	\$9,310	\$10,260	\$10,740	\$11,130	\$11,480	\$11,480	\$12,410	\$13,650	\$16,820	\$17,860	\$18,920	\$10,211,770
BJ	BASIN	\$1,060	\$1,210	\$1,520	\$1,820	\$2,120	\$2,270	\$2,390	\$2,510	\$2,510	\$2,800	\$3,410	\$4,960	\$5,310	\$5,690	\$1,321,260
	PIPE	\$3,710	\$4,190	\$5,560	\$6,040	\$6,560	\$6,820	\$7,040	\$7,230	\$7,230	\$7,750	\$8,270	\$9,600	\$10,160	\$10,710	\$2,550,960
	TOTAL	\$4,770	\$5,400	\$7,080	\$7,860	\$8,680	\$9,090	\$9,430	\$9,740	\$9,740	\$10,550	\$11,680	\$14,560	\$15,470	\$16,400	\$3,872,220
BK	BASIN	\$2,560	\$2,920	\$3,670	\$4,390	\$5,130	\$5,490	\$5,770	\$6,050	\$6,050	\$6,770	\$8,230	\$11,980	\$12,820	\$13,750	\$2,601,430
	PIPE	\$3,190	\$3,600	\$4,780	\$5,190	\$5,640	\$5,860	\$6,050	\$6,210	\$6,210	\$6,660	\$7,100	\$8,250	\$8,730	\$9,210	\$2,059,360
	TOTAL	\$5,750	\$6,520	\$8,450	\$9,580	\$10,770	\$11,350	\$11,820	\$12,260	\$12,260	\$13,430	\$15,330	\$20,230	\$21,550	\$22,960	\$4,660,790
BL	BASIN	\$1,600	\$1,820	\$2,290	\$2,730	\$3,200	\$3,420	\$3,600	\$3,770	\$3,770	\$4,220	\$5,130	\$7,470	\$8,000	\$8,570	\$4,691,690
	PIPE	\$5,750	\$6,500	\$8,630	\$9,370	\$10,180	\$10,580	\$10,930	\$11,210	\$11,210	\$12,020	\$12,820	\$14,890	\$15,760	\$16,620	\$10,587,620
	TOTAL	\$7,350	\$8,320	\$10,920	\$12,100	\$13,380	\$14,000	\$14,530	\$14,980	\$14,980	\$16,240	\$17,950	\$22,360	\$23,760	\$25,190	\$15,279,310
BM	BASIN	\$950	\$1,080	\$1,350	\$1,620	\$1,890	\$2,030	\$2,130	\$2,240	\$2,240	\$2,500	\$3,040	\$4,420	\$4,740	\$5,080	\$3,874,590
	PIPE	\$4,050	\$4,580	\$6,070	\$6,600	\$7,170	\$7,450	\$7,690	\$7,900	\$7,900	\$8,460	\$9,030	\$10,490	\$11,100	\$11,700	\$12,225,780
	TOTAL	\$5,000	\$5,660	\$7,420	\$8,220	\$9,060	\$9,480	\$9,820	\$10,140	\$10,140	\$10,960	\$12,070	\$14,910	\$15,840	\$16,780	\$16,100,370
BO	BASIN	\$1,620	\$1,840	\$2,310	\$2,770	\$3,230	\$3,460	\$3,640	\$3,820	\$3,820	\$4,270	\$5,190	\$7,550	\$8,090	\$8,670	\$1,849,550
	PIPE	\$1,970	\$2,230	\$2,960	\$3,220	\$3,500	\$3,630	\$3,750	\$3,850	\$3,850	\$4,130	\$4,400	\$5,110	\$5,410	\$5,710	\$1,721,030
	TOTAL	\$3,590	\$4,070	\$5,270	\$5,990	\$6,730	\$7,090	\$7,390	\$7,670	\$7,670	\$8,400	\$9,590	\$12,660	\$13,500	\$14,380	\$3,570,580
BP	BASIN	\$3,730	\$4,250	\$5,330	\$6,380	\$7,460	\$7,980	\$8,390	\$8,800	\$8,800	\$9,850	\$11,970	\$17,420	\$18,650	\$19,990	\$2,464,360
	PIPE	\$4,990	\$5,640	\$7,480	\$8,130	\$8,830	\$9,180	\$9,480	\$9,730	\$9,730	\$10,420	\$11,120	\$12,920	\$13,670	\$14,410	\$1,827,680
	TOTAL	\$8,720	\$9,890	\$12,810	\$14,510	\$16,290	\$17,160	\$17,870	\$18,530	\$18,530	\$20,270	\$23,090	\$30,340	\$32,320	\$34,400	\$4,292,040
BQ	BASIN	\$1,580	\$1,800	\$2,260	\$2,700	\$3,160	\$3,380	\$3,550	\$3,720	\$3,720	\$4,170	\$5,070	\$7,370	\$7,890	\$8,460	\$2,884,480
	PIPE	\$3,800	\$4,290	\$5,690	\$6,190	\$6,720	\$6,990	\$7,210	\$7,400	\$7,400	\$7,930	\$8,470	\$9,830	\$10,400	\$10,970	\$4,441,070
	TOTAL	\$5,380	\$6,090	\$7,950	\$8,890	\$9,880	\$10,370	\$10,760	\$11,120	\$11,120	\$12,100	\$13,540	\$17,200	\$18,290	\$19,430	\$7,325,550
BR	BASIN	\$2,490	\$2,840	\$3,570	\$4,260	\$4,990	\$5,340	\$5,610	\$5,890	\$5,890	\$6,580	\$8,010	\$11,650	\$12,470	\$13,370	\$3,179,590
	PIPE	\$4,610	\$5,210	\$6,920	\$7,510	\$8,160	\$8,480	\$8,760	\$8,990	\$8,990	\$9,630	\$10,280	\$11,940	\$12,630	\$13,320	\$3,259,830
	TOTAL	\$7,100	\$8,050	\$10,490	\$11,770	\$13,150	\$13,820	\$14,370	\$14,880	\$14,880	\$16,210	\$18,290	\$23,590	\$25,100	\$26,690	\$6,439,420

DRAINAGE FEE SCHEDULE FOR ZONE 1: PLANNED LOCAL DRAINAGE AREAS

Area		AE-5, A-L, O	A1, A2, RR	R-1-E, R-1-EH, R-A	R-1-A, R-1-AH	R-1-B, R-1-C, RE	R-1 40%	R-1 45%	R-1 50%	R-2, M-H	R-3	R-4, T-P	M-1, M-2, M-3, C-R, M-1-P, S-L	C-P, C-M, R-P	C-1, C-2, C-3, C-4, C-5, C-6, C-L, P	Total Cost
BS	BASIN	\$1,790	\$2,040	\$2,550	\$3,050	\$3,570	\$3,820	\$4,020	\$4,220	\$4,220	\$4,720	\$5,730	\$8,340	\$8,930	\$9,580	\$5,222,610
	PIPE	\$5,400	\$6,100	\$8,100	\$8,800	\$9,560	\$9,930	\$10,260	\$10,530	\$10,530	\$11,280	\$12,040	\$13,980	\$14,790	\$15,600	\$12,146,910
	TOTAL	\$7,190	\$8,140	\$10,650	\$11,850	\$13,130	\$13,750	\$14,280	\$14,750	\$14,750	\$16,000	\$17,770	\$22,320	\$23,720	\$25,180	\$17,369,520
BT	BASIN	\$2,420	\$2,760	\$3,460	\$4,140	\$4,840	\$5,180	\$5,450	\$5,710	\$5,710	\$6,390	\$7,770	\$11,310	\$12,100	\$12,980	\$5,028,730
	PIPE	\$5,030	\$5,690	\$7,550	\$8,210	\$8,910	\$9,260	\$9,570	\$9,820	\$9,820	\$10,520	\$11,230	\$13,040	\$13,790	\$14,550	\$9,229,500
	TOTAL	\$7,450	\$8,450	\$11,010	\$12,350	\$13,750	\$14,440	\$15,020	\$15,530	\$15,530	\$16,910	\$19,000	\$24,350	\$25,890	\$27,530	\$14,258,230
BU	BASIN	\$580	\$660	\$830	\$990	\$1,160	\$1,240	\$1,310	\$1,370	\$1,370	\$1,530	\$1,870	\$2,720	\$2,910	\$3,120	\$2,612,440
	PIPE	\$2,140	\$2,420	\$3,210	\$3,490	\$3,790	\$3,940	\$4,070	\$4,170	\$4,170	\$4,470	\$4,770	\$5,540	\$5,860	\$6,190	\$5,638,040
	TOTAL	\$2,720	\$3,080	\$4,040	\$4,480	\$4,950	\$5,180	\$5,380	\$5,540	\$5,540	\$6,000	\$6,640	\$8,260	\$8,770	\$9,310	\$8,250,480
BV	BASIN	\$1,040	\$1,180	\$1,480	\$1,770	\$2,070	\$2,220	\$2,330	\$2,450	\$2,450	\$2,740	\$3,330	\$4,840	\$5,190	\$5,560	\$1,491,860
	PIPE	\$2,290	\$2,590	\$3,430	\$3,730	\$4,050	\$4,210	\$4,350	\$4,460	\$4,460	\$4,780	\$5,100	\$5,930	\$6,270	\$6,620	\$2,704,200
	TOTAL	\$3,330	\$3,770	\$4,910	\$5,500	\$6,120	\$6,430	\$6,680	\$6,910	\$6,910	\$7,520	\$8,430	\$10,770	\$11,460	\$12,180	\$4,196,060
BW	BASIN	\$970	\$1,110	\$1,390	\$1,660	\$1,940	\$2,080	\$2,190	\$2,300	\$2,300	\$2,570	\$3,120	\$4,540	\$4,860	\$5,210	\$1,211,930
	PIPE	\$1,090	\$1,240	\$1,640	\$1,780	\$1,940	\$2,010	\$2,080	\$2,130	\$2,130	\$2,290	\$2,440	\$2,830	\$3,000	\$3,160	\$1,082,900
	TOTAL	\$2,060	\$2,350	\$3,030	\$3,440	\$3,880	\$4,090	\$4,270	\$4,430	\$4,430	\$4,860	\$5,560	\$7,370	\$7,860	\$8,370	\$2,294,830
BX	BASIN	\$1,590	\$1,810	\$2,280	\$2,720	\$3,180	\$3,410	\$3,580	\$3,760	\$3,760	\$4,200	\$5,110	\$7,430	\$7,960	\$8,530	\$6,460,830
	PIPE	\$3,080	\$3,480	\$4,620	\$5,020	\$5,450	\$5,670	\$5,850	\$6,010	\$6,010	\$6,440	\$6,870	\$7,980	\$8,440	\$8,900	\$10,227,780
	TOTAL	\$4,670	\$5,290	\$6,900	\$7,740	\$8,630	\$9,080	\$9,430	\$9,770	\$9,770	\$10,640	\$11,980	\$15,410	\$16,400	\$17,430	\$16,688,610
*Note: A surcharge fee is in effect per Board Resolution Nos. 2017-864 & 2018-908.																
BY1	BASIN	\$1,500	\$1,710	\$2,140	\$2,560	\$2,990	\$3,200	\$3,370	\$3,530	\$3,530	\$3,950	\$4,810	\$6,990	\$7,480	\$8,020	\$4,119,410
	PIPE	\$1,020	\$1,150	\$1,520	\$1,660	\$1,800	\$1,870	\$1,930	\$1,980	\$1,980	\$2,120	\$2,270	\$2,630	\$2,780	\$2,940	\$2,751,060
	TOTAL	\$2,520	\$2,860	\$3,660	\$4,220	\$4,790	\$5,070	\$5,300	\$5,510	\$5,510	\$6,070	\$7,080	\$9,620	\$10,260	\$10,960	\$6,870,470
BY2	BASIN	\$2,020	\$2,310	\$2,890	\$3,460	\$4,050	\$4,330	\$4,550	\$4,780	\$4,780	\$5,340	\$6,500	\$9,450	\$10,120	\$10,850	\$4,759,930
	PIPE	\$7,850	\$8,880	\$11,780	\$12,800	\$13,900	\$14,450	\$14,920	\$15,320	\$15,320	\$16,420	\$17,510	\$20,340	\$21,520	\$22,700	\$15,478,900
	TOTAL	\$9,870	\$11,190	\$14,670	\$16,260	\$17,950	\$18,780	\$19,470	\$20,100	\$20,100	\$21,760	\$24,010	\$29,790	\$31,640	\$33,550	\$20,238,830
BZ	BASIN	\$2,870	\$3,270	\$4,100	\$4,910	\$5,740	\$6,140	\$6,460	\$6,770	\$6,770	\$7,570	\$9,210	\$13,400	\$14,350	\$15,380	\$3,644,850
	PIPE	\$2,050	\$2,320	\$3,070	\$3,340	\$3,630	\$3,770	\$3,890	\$4,000	\$4,000	\$4,280	\$4,570	\$5,310	\$5,620	\$5,920	\$2,211,480
	TOTAL	\$4,920	\$5,590	\$7,170	\$8,250	\$9,370	\$9,910	\$10,350	\$10,770	\$10,770	\$11,850	\$13,780	\$18,710	\$19,970	\$21,300	\$5,856,330
CD	BASIN	\$3,030	\$3,460	\$4,340	\$5,190	\$6,070	\$6,490	\$6,830	\$7,160	\$7,160	\$8,010	\$9,740	\$14,170	\$15,170	\$16,260	\$4,625,550
	PIPE	\$5,340	\$6,030	\$8,000	\$8,700	\$9,440	\$9,820	\$10,140	\$10,400	\$10,400	\$11,150	\$11,900	\$13,820	\$14,620	\$15,420	\$6,377,740
	TOTAL	\$8,370	\$9,490	\$12,340	\$13,890	\$15,510	\$16,310	\$16,970	\$17,560	\$17,560	\$19,160	\$21,640	\$27,990	\$29,790	\$31,680	\$11,003,290
CE	BASIN	\$1,170	\$1,330	\$1,670	\$1,990	\$2,330	\$2,500	\$2,620	\$2,750	\$2,750	\$3,080	\$3,740	\$5,450	\$5,830	\$6,250	\$3,450,400
	PIPE	\$7,670	\$8,670	\$11,510	\$12,500	\$13,580	\$14,110	\$14,570	\$14,960	\$14,960	\$16,030	\$17,110	\$19,870	\$21,020	\$22,170	\$12,582,020
	TOTAL	\$8,840	\$10,000	\$13,180	\$14,490	\$15,910	\$16,610	\$17,190	\$17,710	\$17,710	\$19,110	\$20,850	\$25,320	\$26,850	\$28,420	\$16,032,420
CF	BASIN	\$980	\$1,120	\$1,410	\$1,680	\$1,970	\$2,110	\$2,210	\$2,320	\$2,320	\$2,600	\$3,160	\$4,600	\$4,920	\$5,280	\$3,032,260
	PIPE	\$6,780	\$7,670	\$10,180	\$11,060	\$12,010	\$12,480	\$12,890	\$13,230	\$13,230	\$14,180	\$15,130	\$17,570	\$18,590	\$19,610	\$11,589,470
	TOTAL	\$7,760	\$8,790	\$11,590	\$12,740	\$13,980	\$14,590	\$15,100	\$15,550	\$15,550	\$16,780	\$18,290	\$22,170	\$23,510	\$24,890	\$14,621,730
CG	BASIN	\$3,340	\$3,810	\$4,780	\$5,720	\$6,680	\$7,150	\$7,520	\$7,890	\$7,890	\$8,820	\$10,730	\$15,610	\$16,710	\$17,910	\$6,289,730
	PIPE	\$6,410	\$7,240	\$9,610	\$10,450	\$11,340	\$11,790	\$12,180	\$12,500	\$12,500	\$13,400	\$14,290	\$16,600	\$17,560	\$18,520	\$10,093,580
	TOTAL	\$9,750	\$11,050	\$14,390	\$16,170	\$18,020	\$18,940	\$19,700	\$20,390	\$20,390	\$22,220	\$25,020	\$32,210	\$34,270	\$36,430	\$16,383,310

DRAINAGE FEE SCHEDULE FOR ZONE 1: PLANNED LOCAL DRAINAGE AREAS

Area		AE-5, A-L, O	A1, A2, RR	R-1-E, R-1-EH, R-A	R-1-A, R-1-AH	R-1-B, R-1-C, RE	R-1 40%	R-1 45%	R-1 50%	R-2, M-H	R-3	R-4, T-P	M-1, M-2, M-3, C-R, M-1-P, S-L	C-P, C-M, R-P	C-1, C-2, C-3, C-4, C-5, C-6, C-L, P	Total Cost
CH	BASIN	\$2,140	\$2,440	\$3,060	\$3,660	\$4,290	\$4,590	\$4,820	\$5,060	\$5,060	\$5,660	\$6,880	\$10,010	\$10,710	\$11,490	\$4,156,250
	PIPE	\$8,030	\$9,070	\$12,040	\$13,080	\$14,210	\$14,770	\$15,250	\$15,650	\$15,650	\$16,780	\$17,900	\$20,790	\$21,990	\$23,200	\$13,071,760
	TOTAL	\$10,170	\$11,510	\$15,100	\$16,740	\$18,500	\$19,360	\$20,070	\$20,710	\$20,710	\$22,440	\$24,780	\$30,800	\$32,700	\$34,690	\$17,228,010
CI	BASIN	\$2,160	\$2,470	\$3,100	\$3,700	\$4,330	\$4,630	\$4,870	\$5,110	\$5,110	\$5,710	\$6,950	\$10,110	\$10,820	\$11,600	\$2,122,000
	PIPE	\$3,520	\$3,980	\$5,280	\$5,740	\$6,230	\$6,480	\$6,690	\$6,870	\$6,870	\$7,360	\$7,850	\$9,120	\$9,650	\$10,170	\$2,879,750
	TOTAL	\$5,680	\$6,450	\$8,380	\$9,440	\$10,560	\$11,110	\$11,560	\$11,980	\$11,980	\$13,070	\$14,800	\$19,230	\$20,470	\$21,770	\$5,001,750
CJ	BASIN	\$2,940	\$3,350	\$4,210	\$5,030	\$5,880	\$6,300	\$6,620	\$6,940	\$6,940	\$7,770	\$9,440	\$13,740	\$14,710	\$15,770	\$5,603,330
	PIPE	\$6,540	\$7,390	\$9,800	\$10,650	\$11,570	\$12,030	\$12,420	\$12,750	\$12,750	\$13,660	\$14,580	\$16,930	\$17,910	\$18,890	\$10,561,870
	TOTAL	\$9,480	\$10,740	\$14,010	\$15,680	\$17,450	\$18,330	\$19,040	\$19,690	\$19,690	\$21,430	\$24,020	\$30,670	\$32,620	\$34,660	\$16,165,200
CK	BASIN	\$2,520	\$2,870	\$3,610	\$4,310	\$5,040	\$5,400	\$5,670	\$5,950	\$5,950	\$6,660	\$8,090	\$11,780	\$12,610	\$13,510	\$3,920,130
	PIPE	\$6,050	\$6,830	\$9,070	\$9,850	\$10,700	\$11,120	\$11,490	\$11,790	\$11,790	\$12,640	\$13,480	\$15,660	\$16,570	\$17,470	\$7,957,680
	TOTAL	\$8,570	\$9,700	\$12,680	\$14,160	\$15,740	\$16,520	\$17,160	\$17,740	\$17,740	\$19,300	\$21,570	\$27,440	\$29,180	\$30,980	\$11,877,810
CL	BASIN	\$870	\$990	\$1,250	\$1,490	\$1,750	\$1,870	\$1,960	\$2,060	\$2,060	\$2,300	\$2,800	\$4,080	\$4,360	\$4,680	\$2,283,130
	PIPE	\$1,180	\$1,330	\$1,770	\$1,920	\$2,090	\$2,170	\$2,240	\$2,300	\$2,300	\$2,470	\$2,630	\$3,060	\$3,230	\$3,410	\$2,242,330
	TOTAL	\$2,050	\$2,320	\$3,020	\$3,410	\$3,840	\$4,040	\$4,200	\$4,360	\$4,360	\$4,770	\$5,430	\$7,140	\$7,590	\$8,090	\$4,525,460
CM	BASIN	\$410	\$470	\$580	\$700	\$820	\$870	\$920	\$960	\$960	\$1,080	\$1,310	\$1,900	\$2,040	\$2,190	\$1,068,580
	PIPE	\$740	\$840	\$1,110	\$1,210	\$1,310	\$1,360	\$1,400	\$1,440	\$1,440	\$1,550	\$1,650	\$1,920	\$2,030	\$2,140	\$1,268,130
	TOTAL	\$1,150	\$1,310	\$1,690	\$1,910	\$2,130	\$2,230	\$2,320	\$2,400	\$2,400	\$2,630	\$2,960	\$3,820	\$4,070	\$4,330	\$2,336,710
	*Note: A surcharge fee is in effect per Board Resolution No.1228.															
CN	BASIN	\$200	\$230	\$290	\$350	\$410	\$430	\$460	\$480	\$480	\$540	\$650	\$950	\$1,010	\$1,090	\$668,580
	PIPE	\$900	\$1,010	\$1,340	\$1,460	\$1,590	\$1,650	\$1,700	\$1,750	\$1,750	\$1,870	\$2,000	\$2,320	\$2,460	\$2,590	\$1,845,190
	TOTAL	\$1,100	\$1,240	\$1,630	\$1,810	\$2,000	\$2,080	\$2,160	\$2,230	\$2,230	\$2,410	\$2,650	\$3,270	\$3,470	\$3,680	\$2,513,770
	*Note: A surcharge fee is in effect per Board Resolution Nos. 1159, 1342, 1414, & 1422.															
CO1	BASIN	\$530	\$600	\$750	\$900	\$1,050	\$1,130	\$1,180	\$1,240	\$1,240	\$1,390	\$1,690	\$2,460	\$2,630	\$2,820	\$446,571
	PIPE	\$1,640	\$1,850	\$2,460	\$2,670	\$2,900	\$3,020	\$3,120	\$3,200	\$3,200	\$3,430	\$3,660	\$4,250	\$4,490	\$4,740	\$1,191,940
	TOTAL	\$2,170	\$2,450	\$3,210	\$3,570	\$3,950	\$4,150	\$4,300	\$4,440	\$4,440	\$4,820	\$5,350	\$6,710	\$7,120	\$7,560	\$1,638,511
CP	BASIN	\$4,170	\$4,750	\$5,960	\$7,130	\$8,340	\$8,920	\$9,380	\$9,840	\$9,840	\$11,000	\$13,380	\$19,460	\$20,840	\$22,340	\$3,234,830
	PIPE	\$7,510	\$8,480	\$11,260	\$12,240	\$13,290	\$13,810	\$14,260	\$14,640	\$14,640	\$15,690	\$16,740	\$19,440	\$20,570	\$21,690	\$4,629,930
	TOTAL	\$11,680	\$13,230	\$17,220	\$19,370	\$21,630	\$22,730	\$23,640	\$24,480	\$24,480	\$26,690	\$30,120	\$38,900	\$41,410	\$44,030	\$7,864,760
CQ	BASIN	\$3,110	\$3,540	\$4,440	\$5,310	\$6,210	\$6,650	\$6,990	\$7,330	\$7,330	\$8,200	\$9,970	\$14,510	\$15,530	\$16,650	\$3,300,050
	PIPE	\$5,280	\$5,970	\$7,920	\$8,610	\$9,340	\$9,710	\$10,030	\$10,290	\$10,290	\$11,030	\$11,770	\$13,670	\$14,470	\$15,260	\$4,206,000
	TOTAL	\$8,390	\$9,510	\$12,360	\$13,920	\$15,550	\$16,360	\$17,020	\$17,620	\$17,620	\$19,230	\$21,740	\$28,180	\$30,000	\$31,910	\$7,506,050
CS	BASIN	\$740	\$840	\$1,060	\$1,260	\$1,480	\$1,580	\$1,660	\$1,740	\$1,740	\$1,950	\$2,370	\$3,450	\$3,690	\$3,960	\$2,890,990
	PIPE	\$5,040	\$5,700	\$7,560	\$8,220	\$8,930	\$9,280	\$9,580	\$9,830	\$9,830	\$10,540	\$11,250	\$13,060	\$13,820	\$14,570	\$10,956,020
	TOTAL	\$5,780	\$6,540	\$8,620	\$9,480	\$10,410	\$10,860	\$11,240	\$11,570	\$11,570	\$12,490	\$13,620	\$16,510	\$17,510	\$18,530	\$13,847,010
CU	BASIN	\$1,860	\$2,120	\$2,650	\$3,170	\$3,710	\$3,970	\$4,180	\$4,380	\$4,380	\$4,900	\$5,960	\$8,670	\$9,280	\$9,950	\$2,729,010
	PIPE	\$4,430	\$5,010	\$6,650	\$7,220	\$7,840	\$8,150	\$8,420	\$8,640	\$8,640	\$9,260	\$9,880	\$11,480	\$12,140	\$12,810	\$3,612,380
	TOTAL	\$6,290	\$7,130	\$9,300	\$10,390	\$11,550	\$12,120	\$12,600	\$13,020	\$13,020	\$14,160	\$15,840	\$20,150	\$21,420	\$22,760	\$6,341,390
CV	BASIN	\$1,500	\$1,710	\$2,140	\$2,560	\$3,000	\$3,210	\$3,370	\$3,540	\$3,540	\$3,960	\$4,810	\$7,000	\$7,500	\$8,040	\$2,338,330
	PIPE	\$1,280	\$1,440	\$1,910	\$2,080	\$2,260	\$2,350	\$2,420	\$2,490	\$2,490	\$2,670	\$2,840	\$3,300	\$3,490	\$3,690	\$1,102,480
	TOTAL	\$2,780	\$3,150	\$4,050	\$4,640	\$5,260	\$5,560	\$5,790	\$6,030	\$6,030	\$6,630	\$7,650	\$10,300	\$10,990	\$11,730	\$3,440,810

DRAINAGE FEE SCHEDULE FOR ZONE 1: PLANNED LOCAL DRAINAGE AREAS

Area		AE-5, A-L, O	A1, A2, RR	R-1-E, R-1-EH, R-A	R-1-A, R-1-AH	R-1-B, R-1-C, RE	R-1 40%	R-1 45%	R-1 50%	R-2, M-H	R-3	R-4, T-P	M-1, M-2, M-3, C-R, M-1-P, S-L	C-P, C-M, R-P	C-1, C-2, C-3, C-4, C-5, C-6, C-L, P	Total Cost
CW	BASIN	\$700	\$800	\$1,000	\$1,200	\$1,400	\$1,500	\$1,570	\$1,650	\$1,650	\$1,850	\$2,240	\$3,260	\$3,490	\$3,750	\$1,728,900
	PIPE	\$600	\$680	\$900	\$970	\$1,060	\$1,100	\$1,140	\$1,170	\$1,170	\$1,250	\$1,330	\$1,550	\$1,640	\$1,730	\$1,008,110
	TOTAL	\$1,300	\$1,480	\$1,900	\$2,170	\$2,460	\$2,600	\$2,710	\$2,820	\$2,820	\$3,100	\$3,570	\$4,810	\$5,130	\$5,480	\$2,737,010
CX	BASIN	\$820	\$930	\$1,170	\$1,400	\$1,630	\$1,750	\$1,840	\$1,930	\$1,930	\$2,160	\$2,620	\$3,820	\$4,090	\$4,380	\$1,477,880
	PIPE	\$1,150	\$1,290	\$1,720	\$1,870	\$2,030	\$2,110	\$2,180	\$2,230	\$2,230	\$2,390	\$2,560	\$2,970	\$3,140	\$3,310	\$1,678,260
	TOTAL	\$1,970	\$2,220	\$2,890	\$3,270	\$3,660	\$3,860	\$4,020	\$4,160	\$4,160	\$4,550	\$5,180	\$6,790	\$7,230	\$7,690	\$3,156,140
CY	BASIN	\$790	\$900	\$1,130	\$1,350	\$1,580	\$1,690	\$1,780	\$1,870	\$1,870	\$2,090	\$2,540	\$3,690	\$3,960	\$4,240	\$1,215,810
	PIPE	\$1,000	\$1,130	\$1,500	\$1,630	\$1,770	\$1,840	\$1,900	\$1,950	\$1,950	\$2,090	\$2,230	\$2,590	\$2,740	\$2,890	\$1,211,940
	TOTAL	\$1,790	\$2,030	\$2,630	\$2,980	\$3,350	\$3,530	\$3,680	\$3,820	\$3,820	\$4,180	\$4,770	\$6,280	\$6,700	\$7,130	\$2,427,750
CZ	BASIN	\$550	\$620	\$780	\$940	\$1,090	\$1,170	\$1,230	\$1,290	\$1,290	\$1,440	\$1,760	\$2,550	\$2,740	\$2,930	\$1,511,580
	PIPE	\$1,260	\$1,420	\$1,880	\$2,050	\$2,220	\$2,310	\$2,380	\$2,450	\$2,450	\$2,620	\$2,800	\$3,250	\$3,440	\$3,630	\$2,786,520
	TOTAL	\$1,810	\$2,040	\$2,660	\$2,990	\$3,310	\$3,480	\$3,610	\$3,740	\$3,740	\$4,060	\$4,560	\$5,800	\$6,180	\$6,560	\$4,298,100
DE	BASIN	\$1,580	\$1,800	\$2,250	\$2,690	\$3,150	\$3,370	\$3,550	\$3,720	\$3,720	\$4,160	\$5,060	\$7,360	\$7,880	\$8,450	\$3,097,350
	PIPE	\$2,100	\$2,370	\$3,150	\$3,420	\$3,720	\$3,870	\$3,990	\$4,100	\$4,100	\$4,390	\$4,680	\$5,440	\$5,760	\$6,070	\$3,296,380
	TOTAL	\$3,680	\$4,170	\$5,400	\$6,110	\$6,870	\$7,240	\$7,540	\$7,820	\$7,820	\$8,550	\$9,740	\$12,800	\$13,640	\$14,520	\$6,393,730
DF	BASIN	\$570	\$650	\$820	\$970	\$1,140	\$1,220	\$1,280	\$1,350	\$1,350	\$1,510	\$1,830	\$2,660	\$2,850	\$3,060	\$165,172
	PIPE	\$1,070	\$1,210	\$1,610	\$1,750	\$1,900	\$1,970	\$2,040	\$2,090	\$2,090	\$2,240	\$2,390	\$2,940	\$2,940	\$3,100	\$283,883
	TOTAL	\$1,640	\$1,860	\$2,430	\$2,720	\$3,040	\$3,190	\$3,320	\$3,440	\$3,440	\$3,750	\$4,220	\$5,440	\$5,790	\$6,160	\$449,055
DG	BASIN	\$720	\$830	\$1,040	\$1,240	\$1,450	\$1,550	\$1,630	\$1,710	\$1,710	\$1,910	\$2,320	\$3,380	\$3,620	\$3,880	\$447,419
	PIPE	\$1,260	\$1,430	\$1,900	\$2,060	\$2,240	\$2,320	\$2,400	\$2,460	\$2,460	\$2,640	\$2,820	\$3,270	\$3,460	\$3,650	\$720,114
	TOTAL	\$1,980	\$2,260	\$2,940	\$3,300	\$3,690	\$3,870	\$4,030	\$4,170	\$4,170	\$4,550	\$5,140	\$6,650	\$7,080	\$7,530	\$1,167,533
DH	BASIN	\$860	\$980	\$1,230	\$1,470	\$1,720	\$1,840	\$1,930	\$2,030	\$2,030	\$2,270	\$2,760	\$4,010	\$4,290	\$4,600	\$1,590,510
	PIPE	\$960	\$1,080	\$1,440	\$1,560	\$1,690	\$1,760	\$1,820	\$1,870	\$1,870	\$2,000	\$2,130	\$2,480	\$2,620	\$2,770	\$1,109,580
	TOTAL	\$1,820	\$2,060	\$2,670	\$3,030	\$3,410	\$3,600	\$3,750	\$3,900	\$3,900	\$4,270	\$4,890	\$6,490	\$6,910	\$7,370	\$2,700,090
DI	BASIN	\$460	\$520	\$650	\$780	\$920	\$980	\$1,030	\$1,080	\$1,080	\$1,210	\$1,470	\$2,140	\$2,290	\$2,450	\$219,705
	PIPE	\$750	\$850	\$1,120	\$1,220	\$1,330	\$1,380	\$1,420	\$1,460	\$1,460	\$1,570	\$1,670	\$1,940	\$2,050	\$2,170	\$326,191
	TOTAL	\$1,210	\$1,370	\$1,770	\$2,000	\$2,250	\$2,360	\$2,450	\$2,540	\$2,540	\$2,780	\$3,140	\$4,080	\$4,340	\$4,620	\$545,896
DK	BASIN	\$210	\$240	\$300	\$350	\$410	\$440	\$460	\$490	\$490	\$550	\$660	\$960	\$1,030	\$1,110	\$955,890
	PIPE	\$1,860	\$2,110	\$2,800	\$3,040	\$3,300	\$3,430	\$3,540	\$3,640	\$3,640	\$3,900	\$4,160	\$4,830	\$5,110	\$5,390	\$7,247,150
	TOTAL	\$2,070	\$2,350	\$3,100	\$3,390	\$3,710	\$3,870	\$4,000	\$4,130	\$4,130	\$4,450	\$4,820	\$5,790	\$6,140	\$6,500	\$8,203,040
DL	BASIN	\$2,940	\$3,350	\$4,200	\$5,020	\$5,870	\$6,290	\$6,610	\$6,930	\$6,930	\$7,750	\$9,430	\$13,720	\$14,690	\$15,740	\$3,423,140
	PIPE	\$5,150	\$5,820	\$7,720	\$8,390	\$9,110	\$9,470	\$9,780	\$10,040	\$10,040	\$10,760	\$11,480	\$13,330	\$14,110	\$14,880	\$4,216,360
	TOTAL	\$8,090	\$9,170	\$11,920	\$13,410	\$14,980	\$15,760	\$16,390	\$16,970	\$16,970	\$18,510	\$20,910	\$27,050	\$28,800	\$30,620	\$7,639,500
DM	BASIN	\$2,080	\$2,380	\$2,980	\$3,560	\$4,170	\$4,460	\$4,690	\$4,920	\$4,920	\$5,500	\$6,690	\$9,730	\$10,420	\$11,170	\$5,101,510
	PIPE	\$7,290	\$8,230	\$10,930	\$11,880	\$12,900	\$13,410	\$13,840	\$14,210	\$14,210	\$15,230	\$16,250	\$18,870	\$19,960	\$21,060	\$14,705,420
	TOTAL	\$9,370	\$10,610	\$13,910	\$15,440	\$17,070	\$17,870	\$18,530	\$19,130	\$19,130	\$20,730	\$22,940	\$28,600	\$30,380	\$32,230	\$19,806,930
DN	BASIN	\$3,110	\$3,540	\$4,450	\$5,320	\$6,220	\$6,650	\$7,000	\$7,340	\$7,340	\$8,210	\$9,980	\$14,520	\$15,550	\$16,670	\$6,768,540
	PIPE	\$4,090	\$4,620	\$6,130	\$6,670	\$7,240	\$7,530	\$7,770	\$7,980	\$7,980	\$8,550	\$9,120	\$10,590	\$11,210	\$11,820	\$7,585,370
	TOTAL	\$7,200	\$8,160	\$10,580	\$11,990	\$13,460	\$14,180	\$14,770	\$15,320	\$15,320	\$16,760	\$19,100	\$25,110	\$26,760	\$28,490	\$14,353,910
*Note: A surcharge fee is in effect per Board Resolution Nos. 2016-840 & 2018-908.																

DRAINAGE FEE SCHEDULE FOR ZONE 1: PLANNED LOCAL DRAINAGE AREAS

Area		AE-5, A-L, O	A1, A2, RR	R-1-E, R-1-EH, R-A	R-1-A, R-1-AH	R-1-B, R-1-C, RE	R-1 40%	R-1 45%	R-1 50%	R-2, M-H	R-3	R-4, T-P	M-1, M-2, M-3, C-R, M-1-P, S-L	C-P, C-M, R-P	C-1, C-2, C-3, C-4, C-5, C-6, C-L, P	Total Cost
DO	BASIN	\$2,050	\$2,340	\$2,930	\$3,510	\$4,100	\$4,390	\$4,610	\$4,840	\$4,840	\$5,410	\$6,580	\$9,580	\$10,250	\$10,990	\$6,259,610
	PIPE	\$2,910	\$3,280	\$4,360	\$4,740	\$5,140	\$5,350	\$5,520	\$5,670	\$5,670	\$6,070	\$6,480	\$7,530	\$7,960	\$8,400	\$6,887,690
	TOTAL	\$4,960	\$5,620	\$7,290	\$8,250	\$9,240	\$9,740	\$10,130	\$10,510	\$10,510	\$11,480	\$13,060	\$17,110	\$18,210	\$19,390	\$13,147,300
	*Note: A surcharge fee is in effect per Board Resolution Nos. 2007-522, 2014-806, 2018-887, 2018-908, & 2020-959															
DP	BASIN	\$1,930	\$2,200	\$2,760	\$3,300	\$3,860	\$4,130	\$4,350	\$4,560	\$4,560	\$5,100	\$6,200	\$9,020	\$9,660	\$10,350	\$7,253,880
	PIPE	\$6,440	\$7,270	\$9,660	\$10,490	\$11,390	\$11,840	\$12,230	\$12,550	\$12,550	\$13,450	\$14,360	\$16,670	\$17,640	\$18,600	\$17,955,690
	TOTAL	\$8,370	\$9,470	\$12,420	\$13,790	\$15,250	\$15,970	\$16,580	\$17,110	\$17,110	\$18,550	\$20,560	\$25,690	\$27,300	\$28,950	\$25,209,570
DQ	BASIN	\$6,790	\$7,750	\$9,720	\$11,620	\$13,590	\$14,540	\$15,290	\$16,040	\$16,040	\$17,940	\$21,810	\$31,730	\$33,970	\$36,420	\$5,606,290
	PIPE	\$5,760	\$6,510	\$8,640	\$9,390	\$10,190	\$10,600	\$10,940	\$11,230	\$11,230	\$12,040	\$12,840	\$14,920	\$15,780	\$16,640	\$4,089,820
	TOTAL	\$12,550	\$14,260	\$18,360	\$21,010	\$23,780	\$25,140	\$26,230	\$27,270	\$27,270	\$29,980	\$34,650	\$46,650	\$49,750	\$53,060	\$9,696,110
DS	BASIN	\$2,800	\$3,190	\$4,000	\$4,780	\$5,590	\$5,980	\$6,290	\$6,600	\$6,600	\$7,380	\$8,970	\$13,060	\$13,980	\$14,990	\$12,383,940
	PIPE	\$7,420	\$8,380	\$11,130	\$12,090	\$13,130	\$13,650	\$14,090	\$14,460	\$14,460	\$15,500	\$16,540	\$19,210	\$20,320	\$21,440	\$26,150,460
	TOTAL	\$10,220	\$11,570	\$15,130	\$16,870	\$18,720	\$19,630	\$20,380	\$21,060	\$21,060	\$22,880	\$25,510	\$32,270	\$34,300	\$36,430	\$38,534,400
DV	BASIN	\$760	\$860	\$1,080	\$1,290	\$1,510	\$1,620	\$1,700	\$1,780	\$1,780	\$2,000	\$2,430	\$3,530	\$3,780	\$4,050	\$1,568,490
	PIPE	\$6,900	\$7,790	\$10,340	\$11,240	\$12,210	\$12,690	\$13,100	\$13,450	\$13,450	\$14,410	\$15,380	\$17,860	\$18,890	\$19,930	\$8,342,370
	TOTAL	\$7,660	\$8,650	\$11,420	\$12,530	\$13,720	\$14,310	\$14,800	\$15,230	\$15,230	\$16,410	\$17,810	\$21,390	\$22,670	\$23,980	\$9,910,860
EF	BASIN	\$1,640	\$1,870	\$2,350	\$2,810	\$3,290	\$3,520	\$3,700	\$3,880	\$3,880	\$4,340	\$5,280	\$7,670	\$8,220	\$8,810	\$3,310,480
	PIPE	\$890	\$1,010	\$1,340	\$1,460	\$1,580	\$1,650	\$1,700	\$1,740	\$1,740	\$1,870	\$1,990	\$2,320	\$2,450	\$2,590	\$1,418,420
	TOTAL	\$2,530	\$2,880	\$3,690	\$4,270	\$4,870	\$5,170	\$5,400	\$5,620	\$5,620	\$6,210	\$7,270	\$9,990	\$10,670	\$11,400	\$4,728,900
EG	BASIN	\$900	\$1,020	\$1,280	\$1,530	\$1,790	\$1,920	\$2,010	\$2,110	\$2,110	\$2,360	\$2,870	\$4,180	\$4,480	\$4,800	\$2,119,330
	PIPE	\$1,800	\$2,040	\$2,700	\$2,940	\$3,190	\$3,320	\$3,420	\$3,510	\$3,510	\$3,770	\$4,020	\$4,670	\$4,940	\$5,210	\$3,187,930
	TOTAL	\$2,700	\$3,060	\$3,980	\$4,470	\$4,980	\$5,240	\$5,430	\$5,620	\$5,620	\$6,130	\$6,890	\$8,850	\$9,420	\$10,010	\$5,307,260
EH	BASIN	\$1,430	\$1,630	\$2,050	\$2,450	\$2,870	\$3,070	\$3,220	\$3,380	\$3,380	\$3,780	\$4,600	\$6,690	\$7,160	\$7,680	\$4,493,260
	PIPE	\$2,620	\$2,960	\$3,930	\$4,280	\$4,640	\$4,830	\$4,980	\$5,110	\$5,110	\$5,480	\$5,850	\$6,790	\$7,190	\$7,580	\$5,170,050
	TOTAL	\$4,050	\$4,590	\$5,980	\$6,730	\$7,510	\$7,900	\$8,200	\$8,490	\$8,490	\$9,260	\$10,450	\$13,480	\$14,350	\$15,260	\$9,663,310
EI	BASIN	\$3,620	\$4,130	\$5,180	\$6,190	\$7,240	\$7,750	\$8,140	\$8,540	\$8,540	\$9,560	\$11,620	\$16,910	\$18,100	\$19,400	\$3,014,790
	PIPE	\$3,870	\$4,370	\$5,810	\$6,310	\$6,850	\$7,120	\$7,350	\$7,550	\$7,550	\$8,090	\$8,630	\$10,020	\$10,600	\$11,180	\$1,916,790
	TOTAL	\$7,490	\$8,500	\$10,990	\$12,500	\$14,090	\$14,870	\$15,490	\$16,090	\$16,090	\$17,650	\$20,250	\$26,930	\$28,700	\$30,580	\$4,931,580
EJ	BASIN	\$4,450	\$5,070	\$6,360	\$7,610	\$8,900	\$9,520	\$10,010	\$10,500	\$10,500	\$11,740	\$14,280	\$20,770	\$22,240	\$23,840	\$4,530,310
	PIPE	\$5,350	\$6,050	\$8,030	\$8,730	\$9,480	\$9,850	\$10,170	\$10,440	\$10,440	\$11,190	\$11,940	\$13,870	\$14,670	\$15,470	\$4,709,680
	TOTAL	\$9,800	\$11,120	\$14,390	\$16,340	\$18,380	\$19,370	\$20,180	\$20,940	\$20,940	\$22,930	\$26,220	\$34,640	\$36,910	\$39,310	\$9,239,990
EK	BASIN	\$400	\$450	\$570	\$680	\$790	\$850	\$890	\$940	\$940	\$1,050	\$1,270	\$1,850	\$1,990	\$2,130	\$665,120
	PIPE	\$1,900	\$2,150	\$2,860	\$3,100	\$3,370	\$3,500	\$3,620	\$3,710	\$3,710	\$3,980	\$4,250	\$4,930	\$5,220	\$5,500	\$2,596,260
	TOTAL	\$2,300	\$2,600	\$3,430	\$3,780	\$4,160	\$4,350	\$4,510	\$4,650	\$4,650	\$5,030	\$5,520	\$6,780	\$7,210	\$7,630	\$3,261,380
EL	BASIN	\$2,250	\$2,570	\$3,220	\$3,850	\$4,510	\$4,820	\$5,070	\$5,320	\$5,320	\$5,950	\$7,230	\$10,520	\$11,260	\$12,070	\$1,118,390
	PIPE	\$1,450	\$1,630	\$2,170	\$2,360	\$2,560	\$2,660	\$2,750	\$2,820	\$2,820	\$3,020	\$3,220	\$3,740	\$3,960	\$4,180	\$397,980
	TOTAL	\$3,700	\$4,200	\$5,390	\$6,210	\$7,070	\$7,480	\$7,820	\$8,140	\$8,140	\$8,970	\$10,450	\$14,260	\$15,220	\$16,250	\$1,516,370
EM	BASIN	\$2,110	\$2,410	\$3,020	\$3,610	\$4,220	\$4,520	\$4,750	\$4,980	\$4,980	\$5,580	\$6,780	\$9,860	\$10,560	\$11,320	\$2,740,830
	PIPE	\$2,990	\$3,380	\$4,480	\$4,870	\$5,290	\$5,500	\$5,680	\$5,830	\$5,830	\$6,250	\$6,670	\$7,740	\$8,190	\$8,640	\$2,995,190
	TOTAL	\$5,100	\$5,790	\$7,500	\$8,480	\$9,510	\$10,020	\$10,430	\$10,810	\$10,810	\$11,830	\$13,450	\$17,600	\$18,750	\$19,960	\$5,736,020

DRAINAGE FEE SCHEDULE FOR ZONE 1: PLANNED LOCAL DRAINAGE AREAS

Area		AE-5, A-L, O	A1, A2, RR	R-1-E, R-1-EH, R-A	R-1-A, R-1-AH	R-1-B, R-1-C, RE	R-1 40%	R-1 45%	R-1 50%	R-2, M-H	R-3	R-4, T-P	M-1, M-2, M-3, C-R, M-1-P, S-L	C-P, C-M, R-P	C-1, C-2, C-3, C-4, C-5, C-6, C-L, P	Total Cost
EN	BASIN	\$1,670	\$1,900	\$2,390	\$2,860	\$3,340	\$3,570	\$3,760	\$3,940	\$3,940	\$4,410	\$5,360	\$7,800	\$8,350	\$8,950	\$3,455,590
	PIPE	\$6,460	\$7,300	\$9,700	\$10,540	\$11,440	\$11,890	\$12,280	\$12,610	\$12,610	\$13,510	\$14,420	\$16,740	\$17,710	\$18,680	\$8,902,210
	TOTAL	\$8,130	\$9,200	\$12,090	\$13,400	\$14,780	\$15,460	\$16,040	\$16,550	\$16,550	\$17,920	\$19,780	\$24,540	\$26,060	\$27,630	\$12,357,800
EO	BASIN	\$3,150	\$3,590	\$4,500	\$5,380	\$6,300	\$6,740	\$7,080	\$7,430	\$7,430	\$8,310	\$10,100	\$14,700	\$15,740	\$16,870	\$5,251,370
	PIPE	\$2,940	\$3,320	\$4,410	\$4,790	\$5,200	\$5,410	\$5,580	\$5,730	\$5,730	\$6,140	\$6,550	\$7,610	\$8,050	\$8,490	\$4,084,730
	TOTAL	\$6,090	\$6,910	\$8,910	\$10,170	\$11,500	\$12,150	\$12,660	\$13,160	\$13,160	\$14,450	\$16,650	\$22,310	\$23,790	\$25,360	\$9,336,100
NN	BASIN	\$1,690	\$1,930	\$2,420	\$2,890	\$3,380	\$3,620	\$3,800	\$3,990	\$3,990	\$4,460	\$5,430	\$7,890	\$8,450	\$9,060	\$4,244,910
	PIPE	\$4,560	\$5,150	\$6,830	\$7,430	\$8,070	\$8,380	\$8,660	\$8,890	\$8,890	\$9,520	\$10,160	\$11,800	\$12,480	\$13,170	\$8,876,680
	TOTAL	\$6,250	\$7,080	\$9,250	\$10,320	\$11,450	\$12,000	\$12,460	\$12,880	\$12,880	\$13,980	\$15,590	\$19,690	\$20,930	\$22,230	\$13,121,590
1G	BASIN	\$1,220	\$1,390	\$1,750	\$2,090	\$2,440	\$2,610	\$2,750	\$2,880	\$2,880	\$3,220	\$3,920	\$5,700	\$6,110	\$6,550	\$1,804,420
	PIPE	\$1,200	\$1,350	\$1,800	\$1,950	\$2,120	\$2,200	\$2,280	\$2,340	\$2,340	\$2,500	\$2,670	\$3,100	\$3,280	\$3,460	\$1,543,040
	TOTAL	\$2,420	\$2,740	\$3,550	\$4,040	\$4,560	\$4,810	\$5,030	\$5,220	\$5,220	\$5,720	\$6,590	\$8,800	\$9,390	\$10,010	\$3,347,460
3G	BASIN	\$2,020	\$2,300	\$2,880	\$3,450	\$4,030	\$4,310	\$4,540	\$4,760	\$4,760	\$5,320	\$6,470	\$9,410	\$10,080	\$10,800	\$4,312,960
	PIPE	\$2,510	\$2,840	\$3,770	\$4,100	\$4,450	\$4,620	\$4,770	\$4,900	\$4,900	\$5,250	\$5,600	\$6,510	\$6,880	\$7,260	\$4,531,570
	TOTAL	\$4,530	\$5,140	\$6,650	\$7,550	\$8,480	\$8,930	\$9,310	\$9,660	\$9,660	\$10,570	\$12,070	\$15,920	\$16,960	\$18,060	\$8,844,530
7C	BASIN	\$2,000	\$2,280	\$2,850	\$3,410	\$3,990	\$4,270	\$4,490	\$4,710	\$4,710	\$5,270	\$6,410	\$9,320	\$9,980	\$10,700	\$3,919,270
	PIPE	\$1,230	\$1,390	\$1,840	\$2,000	\$2,180	\$2,260	\$2,340	\$2,400	\$2,400	\$2,570	\$2,740	\$3,190	\$3,370	\$3,550	\$1,734,630
	TOTAL	\$3,230	\$3,670	\$4,690	\$5,410	\$6,170	\$6,530	\$6,830	\$7,110	\$7,110	\$7,840	\$9,150	\$12,510	\$13,350	\$14,250	\$5,653,900
7D	BASIN	\$2,260	\$2,570	\$3,230	\$3,860	\$4,520	\$4,830	\$5,080	\$5,330	\$5,330	\$5,960	\$7,250	\$10,550	\$11,290	\$12,110	\$3,960,090
	PIPE	\$1,870	\$2,110	\$2,800	\$3,050	\$3,310	\$3,440	\$3,550	\$3,640	\$3,640	\$3,910	\$4,170	\$4,840	\$5,120	\$5,400	\$2,267,640
	TOTAL	\$4,130	\$4,680	\$6,030	\$6,910	\$7,830	\$8,270	\$8,630	\$8,970	\$8,970	\$9,870	\$11,420	\$15,390	\$16,410	\$17,510	\$6,227,730
7H	*Note: A surcharge fee is in effect per Board Resolution Nos. 2005-480 & 2018-908.															
	BASIN	\$2,370	\$2,710	\$3,400	\$4,060	\$4,750	\$5,080	\$5,340	\$5,600	\$5,600	\$6,270	\$7,620	\$11,090	\$11,870	\$12,730	\$5,508,590
	PIPE	\$4,880	\$5,520	\$7,320	\$7,960	\$8,640	\$8,980	\$9,270	\$9,520	\$9,520	\$10,200	\$10,880	\$12,640	\$13,370	\$14,100	\$7,919,740
	TOTAL	\$7,250	\$8,230	\$10,720	\$12,020	\$13,390	\$14,060	\$14,610	\$15,120	\$15,120	\$16,470	\$18,500	\$23,730	\$25,240	\$26,830	\$13,428,330
	*Note: A surcharge fee is in effect per Board Resolution Nos. 2005-480 & 2018-908.															

DRAINAGE FEE SCHEDULE FOR ZONE 2: PLANNED LOCAL DRAINAGE AREAS

Area		AE-5, A-L, O	A1, A2, RR	R-1-E, R-1-EH, R-A	R-1-A, R-1-AH	R-1-B, R-1-C, RE	R-1 40%	R-1 45%	R-1 50%	R-2, M-H	R-3	R-4, T-P	M-1, M-2, M-3, C-R, M-1-P, S-L	C-P, C-M, R-P	C-1, C-2, C-3, C-4, C-5, C-6, C-L, P	Total Cost
Zone 2	BASIN	\$790	\$900	\$1,130	\$1,350	\$1,570	\$1,680	\$1,770	\$1,860	\$1,860	\$2,080	\$2,530	\$3,680	\$3,930	\$4,220	\$88,632,325
	PIPE	\$1,640	\$1,850	\$2,460	\$2,670	\$2,900	\$3,020	\$3,110	\$3,200	\$3,200	\$3,430	\$3,660	\$4,250	\$4,490	\$4,740	\$129,546,699
	TOTAL	\$2,430	\$2,750	\$3,590	\$4,020	\$4,470	\$4,700	\$4,880	\$5,060	\$5,060	\$5,510	\$6,190	\$7,930	\$8,420	\$8,960	\$218,179,024

Planned Local Drianage Areas: Zone 2

Area	Basin Cost	Pipe Cost	Total	Area	Basin Cost	Pipe Cost	Total	Area	Basin Cost	Pipe Cost	Total
A	\$2,343,735	\$1,828,917	\$4,172,652	X	\$1,959,202	\$449,946	\$2,409,148	OO	\$2,428,400	\$813,859	\$3,242,259
B	\$1,087,293	\$142,170	\$1,229,463	Y	\$1,596,170	\$2,272,963	\$3,869,133	PP	\$1,929,412	\$1,226,352	\$3,155,764
C	\$479,953	\$317,414	\$797,367	Z	\$1,124,050	\$2,532,493	\$3,656,543 **	RR	\$5,349,271	\$18,471,073	\$23,820,344
D	\$801,395	\$694,153	\$1,495,548	AA	\$987,755	\$1,372,256	\$2,360,011	SS	\$2,705,080	\$3,477,280	\$6,182,360
E	\$813,988	\$228,063	\$1,042,051	BB	\$519,529	\$822,774	\$1,342,303	TT	\$2,131,366	\$1,654,203	\$3,785,569
F	\$304,956	\$302,016	\$606,972	CC	\$492,381	\$2,086,533	\$2,578,914	UU1	\$474,282	\$1,218,907	\$1,693,189
G	\$1,174,228	\$157,007	\$1,331,235	CO2	\$924,490	\$1,424,535	\$2,349,025	UU2	\$1,730,363	\$1,687,903	\$3,418,266
H	\$99,858	\$214,682	\$314,540	DD	\$1,923,441	\$7,739,111	\$9,662,552	UU3	\$3,716,680	\$10,131,577	\$13,848,257
I	\$227,828	\$248,025	\$475,853	EE	\$754,118	\$3,368,735	\$4,122,853	VV	\$34,124	\$116,961	\$151,085
J	\$1,746,750	\$457,936	\$2,204,686	FF	\$1,435,102	\$9,635,747	\$11,070,849	WW	\$18,653	\$360,044	\$378,697
K	\$1,086,980	\$684,032	\$1,771,012	GG	\$2,626,107	\$1,557,996	\$4,184,103	XX	\$1,025,092	\$2,149,620	\$3,174,712
L	\$692,043	\$494,850	\$1,186,893	HH	\$4,528,524	\$5,686,773	\$10,215,297	ZZ	\$2,683,580	\$3,025,714	\$5,709,294
M	\$967,464	\$263,345	\$1,230,809	II1	\$5,111,303	\$16,752,661	\$21,863,964				
N	\$482,052	\$435,524	\$917,576	II2	\$8,421,742	\$1,319,694	\$9,741,436				
O	\$1,107,030	\$190,138	\$1,297,168	II3	\$1,995,354	\$1,727,108	\$3,722,462				
P	\$893,259	\$277,552	\$1,170,811	II4	\$2,377,019	\$1,114,339	\$3,491,358				
T	\$1,792,623	\$2,751,486	\$4,544,109	JJ	\$2,210,803	\$3,850,603	\$6,061,406				
U	\$1,559,606	\$675,290	\$2,234,896	KK	\$2,151,452	\$1,509,801	\$3,661,253				
V	\$680,455	\$1,726,395	\$2,406,850	LL	\$2,459,604	\$3,532,196	\$5,991,800				
W	\$1,878,442	\$3,419,387	\$5,297,829 *	MM	\$587,938	\$948,560	\$1,536,498				
W	* Note: A surcharge fee is in effect per Board Resolution No. 885-BPBR.										
Z	** Note: A surcharge fee is in effect per Board Resolution Nos. 1227, 1265, 1268, 1386.										

DRAINAGE FEE SCHEDULE FOR ZONE 3: PLANNED LOCAL DRAINAGE AREAS

Area		AE-5, A-L, O	A1, A2, RR	R-1-E, R-1-EH, R-A	R-1-A, R-1-AH	R-1-B, R-1-C, RE	R-1 40%	R-1 45%	R-1 50%	R-2, M-H	R-3	R-4, T-P	M-1, M-2, M-3, C-R, M-1-P, S-L	C-P, C-M, R-P	C-1, C-2, C-3, C-4, C-5, C-6, C-L, P	Total Cost
Zone 3	BASIN	\$1,460	\$1,660	\$2,080	\$2,490	\$2,910	\$3,120	\$3,280	\$3,440	\$3,440	\$3,840	\$4,670	\$6,800	\$7,280	\$7,810	\$26,884,073
	PIPE	\$1,540	\$1,740	\$2,310	\$2,510	\$2,720	\$2,830	\$2,920	\$3,000	\$3,000	\$3,220	\$3,430	\$3,990	\$4,220	\$4,450	\$20,332,853
	TOTAL	\$3,000	\$3,400	\$4,390	\$5,000	\$5,630	\$5,950	\$6,200	\$6,440	\$6,440	\$7,060	\$8,100	\$10,790	\$11,500	\$12,260	\$47,216,926

Planned Local Drianage Areas: Zone 3

Area	Basin Cost	Pipe Cost	Total
Q	\$413,447	\$411,805	\$825,252
S	\$1,375,658	\$2,318,420	\$3,694,078
1E	\$2,150,215	\$939,275	\$3,089,490
2D	\$866,673	\$1,475,212	\$2,341,885
3A	\$1,400,991	\$942,689	\$2,343,680
3D	\$1,468,694	\$1,032,196	\$2,500,890
3F	\$1,144,001	\$1,224,524	\$2,368,525
4B	\$1,645,700	\$1,017,729	\$2,663,429
4C	\$1,164,607	\$2,383,951	\$3,548,558
4D	\$3,673,027	\$1,065,035	\$4,738,062
4E	\$3,794,382	\$2,157,649	\$5,952,031
5B/5C	\$4,670,887	\$2,247,077	\$6,917,964
5F	\$1,632,924	\$1,530,399	\$3,163,323
6D	\$1,482,867	\$1,586,892	\$3,069,759

DRAINAGE FEE SCHEDULE FOR SURCHARGE AREAS: PLANNED LOCAL DRAINAGE AREAS

Area		AE-5, A-L, O	A1, A2, RR	R-1-E, R-1-EH, R-A	R-1-A, R-1-AH	R-1-B, R-1-C, RE	R-1 40%	R-1 45%	R-1 50%	R-2, M-H	R-3	R-4, T-P	M-1, M-2, M-3, C-R, M-1-P, S-L	C-P, C-M, R-P	C-1, C-2, C-3, C-4, C-5, C-6, C-L, P
W	TOTAL	-	-	-	-	-	-	-	-	-	-	-	\$11,075	-	-
	*Note: Surcharge Resolution: 885-BPBR														
Z	TOTAL	-	-	-	-	-	-	-	-	\$1,970	\$2,110	\$2,250	\$2,615	\$5,380	\$2,915
	*Note: Surcharge Resolution: 1386														
BX	TOTAL	-	\$270	\$360	\$390	\$430	\$445	\$445	\$445	\$470	\$510	\$540	\$630	\$660	\$700
	*Note: Surcharge Resolution: 2008-590														
BX	TOTAL	-	-	-	-	-	-	-	-	-	-	-	-	\$15,230	-
	*Note: Surcharge Resolution: 2017-884														
CM	TOTAL	\$90	\$105	\$135	\$145	\$160	\$165	\$165	\$165	\$175	\$185	\$200	\$235	\$485	\$260
	*Note: Surcharge Resolution: 1228														
CN	TOTAL	-	-	-	-	-	-	-	-	\$2,200	\$2,395	\$2,695	\$3,465	\$3,690	\$3,925
	*Note: Surcharge Resolution: 1422														
DE	TOTAL	-	-	-	-	-	\$790	\$790	\$790	\$840	\$900	-	\$1,120	\$1,250	\$1,250
	*Note: Surcharge Resolution: 2006-486														
DN	TOTAL	-	-	-	-	-	\$11,500	\$11,880	\$12,190	\$12,190	-	-	-	-	\$18,060
	*Note: Surcharge Resolution: 2017-884														
DO	TOTAL	-	-	-	-	-	-	-	\$4,540	\$4,540	\$4,870	\$4,870	-	\$6,380	\$6,730
	*Note: Surcharge Resolution: 2018-887														
DO	TOTAL	-	-	-	-	-	-	-	-	-	\$4,770	\$4,770	-	-	\$6,590
	*Note: Surcharge Resolution: 2020-959														
7D	TOTAL	-	-	-	-	-	-	-	-	-	-	-	-	\$5,555	-
	*Note: Surcharge Resolution: 2005-480														
7H	TOTAL	-	-	-	-	-	-	-	-	-	-	-	-	\$5,555	-
	*Note: Surcharge Resolution: 2005-480														

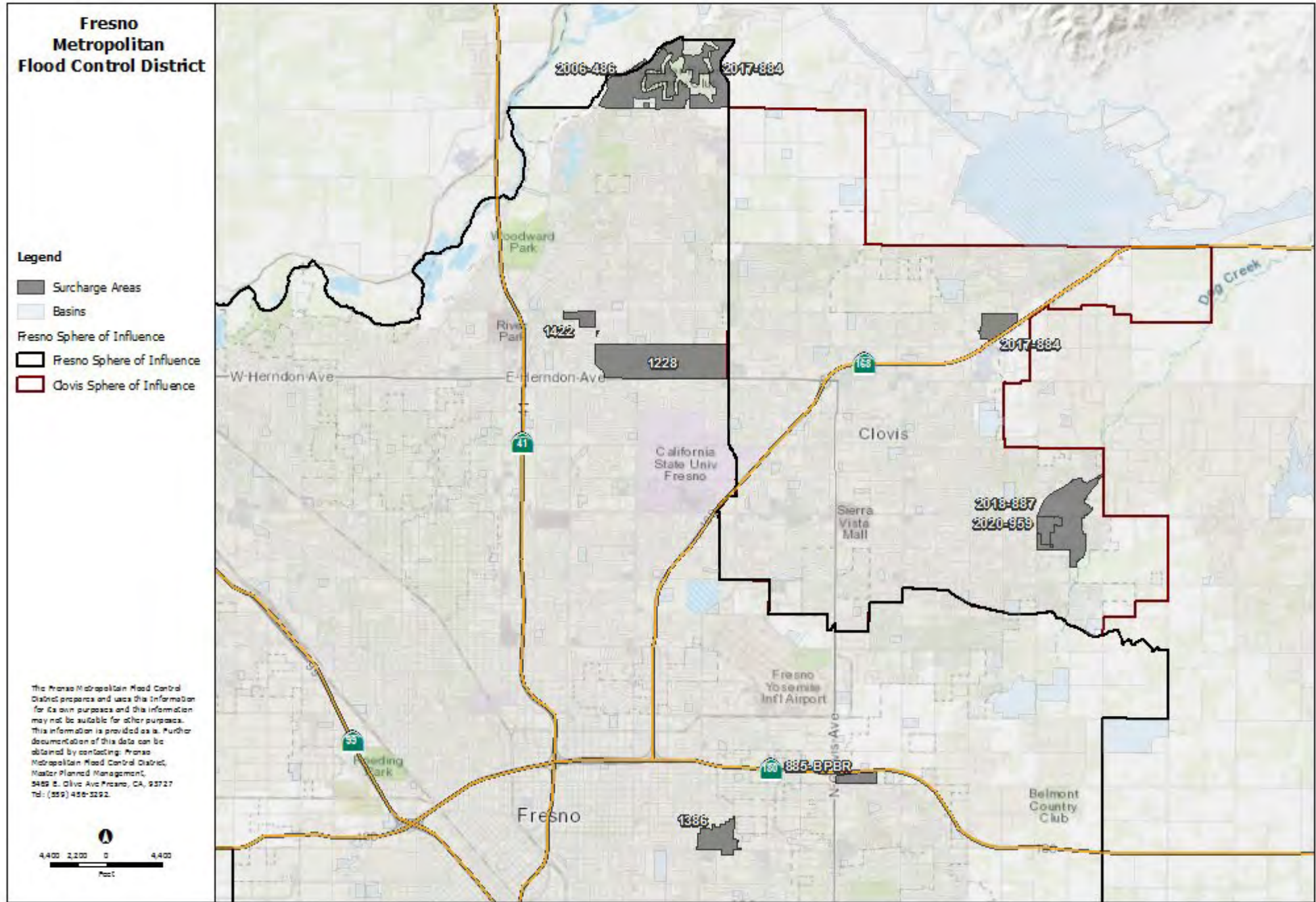


Exhibit 1c

Drainage Fee Schedules

Resolution 2023-1012

Adoption of Resolution, Amending the Adopted Resolution
No 2022-1009, which amended the Storm Drainage and
Flood Control Master Plan, including the Amendment of the
Schedule of Drainage Fees, Surcharges and Costs,
Establishing such Costs and Fees for Local Drainage Areas
(2023 Rate Schedule) Pursuant to California State Assemble
Bill No. 602 (2023-2024)

**Updated Storm Drainage and Flood Control Master Plan Map
will be Available at Meeting**

Exhibit "A"

2023 Drainage Fee Schedule with Amendments (County Schedule)

County schedule includes both City of Fresno and Clovis schedules

Exhibit “B”

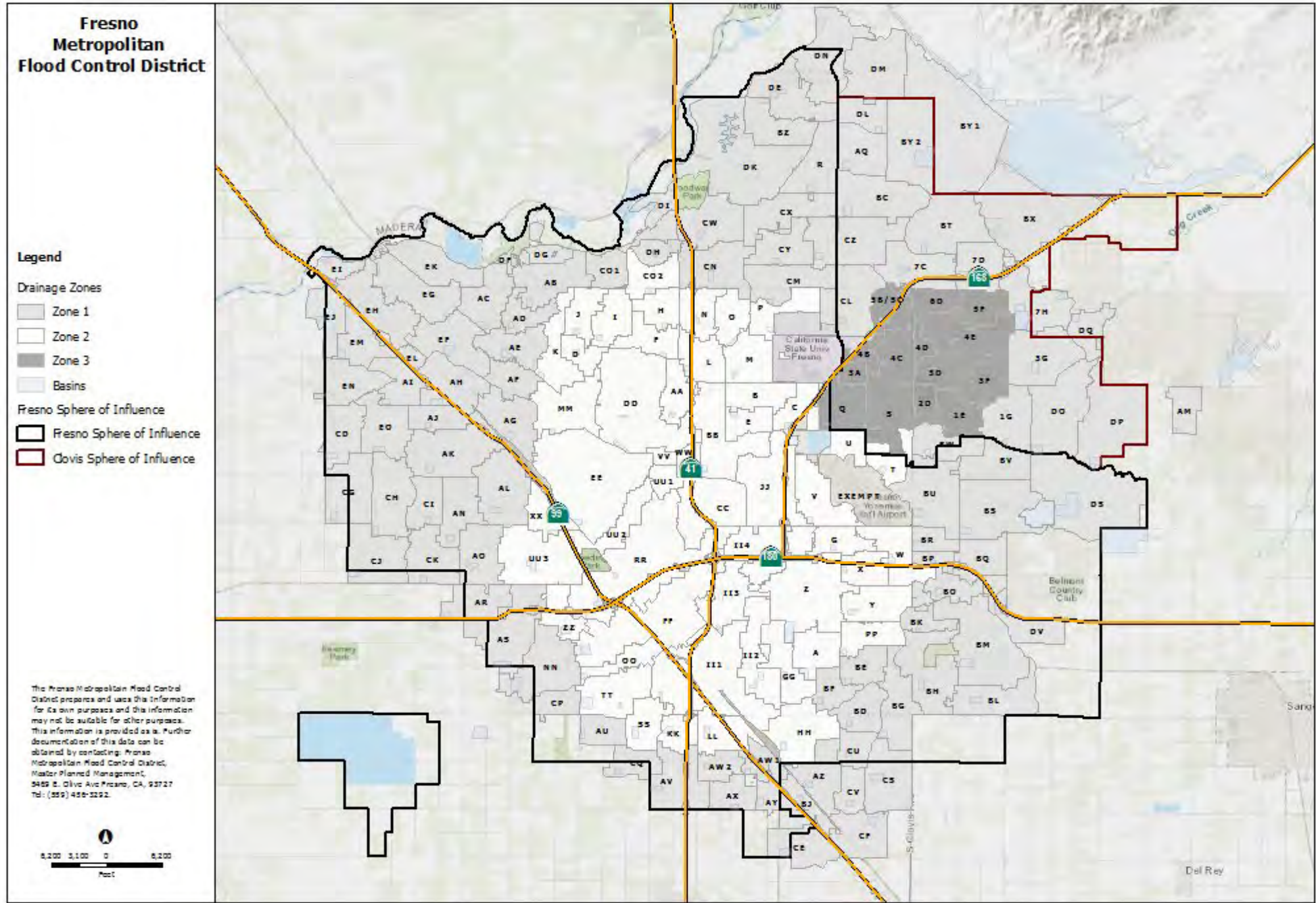
Fresno Metropolitan Flood Control District



2023 DRAINAGE FEE SCHEDULE

Fresno County

Effective Date: 3/8/2023



DRAINAGE FEE SCHEDULE FOR ZONE 1: PLANNED LOCAL DRAINAGE AREAS

Area		AE-5, A-L, O	A1, A2, RR	R-1-E, R-1-EH, R-A	R-1-A, R-1-AH	R-1-B, R-1-C, RE	R-1 40%	R-1 45%	R-1 50%	R-2, M-H	R-3	R-4, T-P	M-1, M-2, M-3, C-R, M-1-P, S-L	C-P, C-M, R-P	C-1, C-2, C-3, C-4, C-5, C-6, C-L, P	Total Cost
R	BASIN	\$1,430	\$1,630	\$2,050	\$2,450	\$2,870	\$3,070	\$3,220	\$3,380	\$3,380	\$3,780	\$4,600	\$6,690	\$7,170	\$7,680	\$3,037,290
	PIPE	\$1,840	\$2,080	\$2,770	\$3,010	\$3,260	\$3,390	\$3,500	\$3,600	\$3,600	\$3,850	\$4,110	\$4,780	\$5,050	\$5,330	\$2,830,980
	TOTAL	\$3,270	\$3,710	\$4,820	\$5,460	\$6,130	\$6,460	\$6,720	\$6,980	\$6,980	\$7,630	\$8,710	\$11,470	\$12,220	\$13,010	\$5,868,270
AB	BASIN	\$1,080	\$1,230	\$1,540	\$1,840	\$2,150	\$2,300	\$2,420	\$2,540	\$2,540	\$2,840	\$3,450	\$5,020	\$5,380	\$5,770	\$1,848,420
	PIPE	\$1,000	\$1,130	\$1,500	\$1,630	\$1,770	\$1,840	\$1,900	\$1,950	\$1,950	\$2,090	\$2,230	\$2,590	\$2,740	\$2,890	\$1,420,070
	TOTAL	\$2,080	\$2,360	\$3,040	\$3,470	\$3,920	\$4,140	\$4,320	\$4,490	\$4,490	\$4,930	\$5,680	\$7,610	\$8,120	\$8,660	\$3,268,490
AC	BASIN	\$640	\$730	\$920	\$1,100	\$1,280	\$1,370	\$1,440	\$1,520	\$1,520	\$1,700	\$2,060	\$3,000	\$3,210	\$3,440	\$1,095,117
	PIPE	\$890	\$1,010	\$1,340	\$1,460	\$1,580	\$1,650	\$1,700	\$1,740	\$1,740	\$1,870	\$1,990	\$2,320	\$2,450	\$2,580	\$1,164,819
	TOTAL	\$1,530	\$1,740	\$2,260	\$2,560	\$2,860	\$3,020	\$3,140	\$3,260	\$3,260	\$3,570	\$4,050	\$5,320	\$5,660	\$6,020	\$2,259,936
AD	BASIN	\$1,520	\$1,740	\$2,180	\$2,610	\$3,050	\$3,260	\$3,430	\$3,600	\$3,600	\$4,020	\$4,890	\$7,120	\$7,620	\$8,170	\$1,240,380
	PIPE	\$480	\$540	\$720	\$780	\$840	\$880	\$910	\$930	\$930	\$1,000	\$1,060	\$1,230	\$1,310	\$1,380	\$330,500
	TOTAL	\$2,000	\$2,280	\$2,900	\$3,390	\$3,890	\$4,140	\$4,340	\$4,530	\$4,530	\$5,020	\$5,950	\$8,350	\$8,930	\$9,550	\$1,570,880
AE	BASIN	\$2,030	\$2,310	\$2,900	\$3,470	\$4,060	\$4,340	\$4,570	\$4,790	\$4,790	\$5,360	\$6,520	\$9,480	\$10,150	\$10,880	\$2,857,260
	PIPE	\$640	\$720	\$960	\$1,040	\$1,130	\$1,170	\$1,210	\$1,240	\$1,240	\$1,330	\$1,420	\$1,650	\$1,740	\$1,840	\$721,050
	TOTAL	\$2,670	\$3,030	\$3,860	\$4,510	\$5,190	\$5,510	\$5,780	\$6,030	\$6,030	\$6,690	\$7,940	\$11,130	\$11,890	\$12,720	\$3,578,310
AF	BASIN	\$950	\$1,090	\$1,360	\$1,630	\$1,900	\$2,040	\$2,140	\$2,250	\$2,250	\$2,510	\$3,060	\$4,450	\$4,760	\$5,100	\$1,600,600
	PIPE	\$500	\$570	\$760	\$820	\$890	\$930	\$960	\$980	\$980	\$1,050	\$1,120	\$1,300	\$1,380	\$1,460	\$510,250
	TOTAL	\$1,450	\$1,660	\$2,120	\$2,450	\$2,790	\$2,970	\$3,100	\$3,230	\$3,230	\$3,560	\$4,180	\$5,750	\$6,140	\$6,560	\$2,110,850
AG	BASIN	\$520	\$590	\$740	\$880	\$1,030	\$1,110	\$1,160	\$1,220	\$1,220	\$1,360	\$1,660	\$2,410	\$2,580	\$2,770	\$1,431,120
	PIPE	\$1,710	\$1,930	\$2,570	\$2,790	\$3,030	\$3,150	\$3,250	\$3,340	\$3,340	\$3,580	\$3,820	\$4,430	\$4,690	\$4,950	\$2,888,080
	TOTAL	\$2,230	\$2,520	\$3,310	\$3,670	\$4,060	\$4,260	\$4,410	\$4,560	\$4,560	\$4,940	\$5,480	\$6,840	\$7,270	\$7,720	\$4,319,200
AH	BASIN	\$1,590	\$1,820	\$2,280	\$2,720	\$3,180	\$3,410	\$3,580	\$3,760	\$3,760	\$4,200	\$5,110	\$7,440	\$7,960	\$8,530	\$5,026,750
	PIPE	\$2,380	\$2,690	\$3,570	\$3,880	\$4,220	\$4,380	\$4,530	\$4,650	\$4,650	\$4,980	\$5,310	\$6,170	\$6,530	\$6,890	\$4,334,150
	TOTAL	\$3,970	\$4,510	\$5,850	\$6,600	\$7,400	\$7,790	\$8,110	\$8,410	\$8,410	\$9,180	\$10,420	\$13,610	\$14,490	\$15,420	\$9,360,900
AI	BASIN	\$1,650	\$1,880	\$2,360	\$2,820	\$3,300	\$3,530	\$3,710	\$3,890	\$3,890	\$4,350	\$5,290	\$7,700	\$8,240	\$8,830	\$2,714,220
	PIPE	\$3,760	\$4,250	\$5,640	\$6,130	\$6,660	\$6,920	\$7,150	\$7,330	\$7,330	\$7,860	\$8,390	\$9,740	\$10,310	\$10,870	\$4,063,700
	TOTAL	\$5,410	\$6,130	\$8,000	\$8,950	\$9,960	\$10,450	\$10,860	\$11,220	\$11,220	\$12,210	\$13,680	\$17,440	\$18,550	\$19,700	\$6,777,920
AJ	BASIN	\$2,020	\$2,300	\$2,890	\$3,450	\$4,040	\$4,320	\$4,540	\$4,770	\$4,770	\$5,330	\$6,480	\$9,430	\$10,100	\$10,820	\$1,826,220
	PIPE	\$620	\$710	\$940	\$1,020	\$1,100	\$1,150	\$1,190	\$1,220	\$1,220	\$1,300	\$1,390	\$1,620	\$1,710	\$1,800	\$458,240
	TOTAL	\$2,640	\$3,010	\$3,830	\$4,470	\$5,140	\$5,470	\$5,730	\$5,990	\$5,990	\$6,630	\$7,870	\$11,050	\$11,810	\$12,620	\$2,284,460
AK	BASIN	\$1,250	\$1,420	\$1,790	\$2,140	\$2,500	\$2,670	\$2,810	\$2,950	\$2,950	\$3,300	\$4,010	\$5,830	\$6,250	\$6,700	\$3,799,410
	PIPE	\$2,210	\$2,500	\$3,320	\$3,610	\$3,920	\$4,070	\$4,200	\$4,310	\$4,310	\$4,620	\$4,930	\$5,730	\$6,060	\$6,390	\$5,019,060
	TOTAL	\$3,460	\$3,920	\$5,110	\$5,750	\$6,420	\$6,740	\$7,010	\$7,260	\$7,260	\$7,920	\$8,940	\$11,560	\$12,310	\$13,090	\$8,818,470
AL	BASIN	\$1,220	\$1,390	\$1,750	\$2,090	\$2,440	\$2,610	\$2,750	\$2,880	\$2,880	\$3,220	\$3,920	\$5,700	\$6,110	\$6,550	\$2,995,610
	PIPE	\$2,630	\$2,970	\$3,940	\$4,280	\$4,650	\$4,840	\$4,990	\$5,130	\$5,130	\$5,490	\$5,860	\$6,810	\$7,200	\$7,600	\$4,931,080
	TOTAL	\$3,850	\$4,360	\$5,690	\$6,370	\$7,090	\$7,450	\$7,740	\$8,010	\$8,010	\$8,710	\$9,780	\$12,510	\$13,310	\$14,150	\$7,926,690
AM	BASIN	\$2,370	\$2,370	\$2,970	\$3,550	\$4,150	\$4,450	\$4,670	\$4,900	\$4,900	\$5,480	\$6,670	\$9,700	\$10,390	\$11,130	\$1,260,966
	PIPE	\$5,950	\$5,950	\$7,900	\$8,590	\$9,330	\$9,700	\$10,010	\$10,280	\$10,280	\$11,010	\$11,750	\$13,650	\$14,440	\$15,230	\$2,886,860
	TOTAL	\$8,320	\$8,320	\$10,870	\$12,140	\$13,480	\$14,150	\$14,680	\$15,180	\$15,180	\$16,490	\$18,420	\$23,350	\$24,830	\$26,360	\$4,147,826

DRAINAGE FEE SCHEDULE FOR ZONE 1: PLANNED LOCAL DRAINAGE AREAS

Area		AE-5, A-L, O	A1, A2, RR	R-1-E, R-1-EH, R-A	R-1-A, R-1-AH	R-1-B, R-1-C, RE	R-1 40%	R-1 45%	R-1 50%	R-2, M-H	R-3	R-4, T-P	M-1, M-2, M-3, C-R, M-1-P, S-L	C-P, C-M, R-P	C-1, C-2, C-3, C-4, C-5, C-6, C-L, P	Total Cost
AN	BASIN	\$2,010	\$2,290	\$2,870	\$3,440	\$4,020	\$4,300	\$4,520	\$4,740	\$4,740	\$5,300	\$6,450	\$9,380	\$10,040	\$10,770	\$2,837,570
	PIPE	\$2,010	\$2,270	\$3,020	\$3,280	\$3,560	\$3,700	\$3,820	\$3,920	\$3,920	\$4,200	\$4,480	\$5,210	\$5,510	\$5,810	\$2,396,200
	TOTAL	\$4,020	\$4,560	\$5,890	\$6,720	\$7,580	\$8,000	\$8,340	\$8,660	\$8,660	\$9,500	\$10,930	\$14,590	\$15,550	\$16,580	\$5,233,770
AO	BASIN	\$1,920	\$2,180	\$2,740	\$3,280	\$3,830	\$4,100	\$4,310	\$4,520	\$4,520	\$5,060	\$6,150	\$8,950	\$9,580	\$10,270	\$3,448,370
	PIPE	\$5,800	\$6,550	\$8,690	\$9,450	\$10,260	\$10,660	\$11,010	\$11,300	\$11,300	\$12,110	\$12,920	\$15,010	\$15,880	\$16,750	\$7,810,850
	TOTAL	\$7,720	\$8,730	\$11,430	\$12,730	\$14,090	\$14,760	\$15,320	\$15,820	\$15,820	\$17,170	\$19,070	\$23,960	\$25,460	\$27,020	\$11,259,220
AQ	BASIN	\$1,910	\$2,180	\$2,730	\$3,270	\$3,820	\$4,090	\$4,300	\$4,510	\$4,510	\$5,040	\$6,130	\$8,920	\$9,550	\$10,240	\$4,111,460
	PIPE	\$5,260	\$5,950	\$7,890	\$8,580	\$9,320	\$9,680	\$10,000	\$10,260	\$10,260	\$11,000	\$11,740	\$13,630	\$14,420	\$15,210	\$7,435,200
	TOTAL	\$7,170	\$8,130	\$10,620	\$11,850	\$13,140	\$13,770	\$14,300	\$14,770	\$14,770	\$16,040	\$17,870	\$22,550	\$23,970	\$25,450	\$11,546,660
AR	BASIN	\$2,220	\$2,530	\$3,170	\$3,800	\$4,440	\$4,750	\$4,990	\$5,240	\$5,240	\$5,860	\$7,120	\$10,360	\$11,100	\$11,900	\$4,564,230
	PIPE	\$7,210	\$8,150	\$10,820	\$11,750	\$12,760	\$13,270	\$13,700	\$14,060	\$14,060	\$15,070	\$16,080	\$18,680	\$19,760	\$20,840	\$9,177,860
	TOTAL	\$9,430	\$10,680	\$13,990	\$15,550	\$17,200	\$18,020	\$18,690	\$19,300	\$19,300	\$20,930	\$23,200	\$29,040	\$30,860	\$32,740	\$13,742,090
AS	BASIN	\$1,610	\$1,840	\$2,310	\$2,760	\$3,230	\$3,450	\$3,630	\$3,810	\$3,810	\$4,260	\$5,180	\$7,540	\$8,070	\$8,650	\$5,108,680
	PIPE	\$5,940	\$6,710	\$8,900	\$9,680	\$10,510	\$10,920	\$11,280	\$11,580	\$11,580	\$12,410	\$13,240	\$15,370	\$16,270	\$17,160	\$13,226,020
	TOTAL	\$7,550	\$8,550	\$11,210	\$12,440	\$13,740	\$14,370	\$14,910	\$15,390	\$15,390	\$16,670	\$18,420	\$22,910	\$24,340	\$25,810	\$18,334,700
AU	BASIN	\$4,570	\$5,210	\$6,540	\$7,820	\$9,140	\$9,780	\$10,290	\$10,790	\$10,790	\$12,070	\$14,680	\$21,350	\$22,860	\$24,500	\$3,972,260
	PIPE	\$5,160	\$5,830	\$7,740	\$8,410	\$9,140	\$9,490	\$9,800	\$10,060	\$10,060	\$10,780	\$11,500	\$13,360	\$14,130	\$14,910	\$3,660,060
	TOTAL	\$9,730	\$11,040	\$14,280	\$16,230	\$18,270	\$19,270	\$20,090	\$20,850	\$20,850	\$22,850	\$26,180	\$34,710	\$36,990	\$39,410	\$7,632,320
AV	BASIN	\$1,730	\$1,970	\$2,480	\$2,960	\$3,460	\$3,700	\$3,900	\$4,090	\$4,090	\$4,570	\$5,560	\$8,080	\$8,660	\$9,280	\$5,850,240
	PIPE	\$8,280	\$9,360	\$12,420	\$13,500	\$14,660	\$15,240	\$15,740	\$16,150	\$16,150	\$17,310	\$18,470	\$21,450	\$22,690	\$23,940	\$15,851,210
	TOTAL	\$10,010	\$11,330	\$14,900	\$16,460	\$18,120	\$18,940	\$19,640	\$20,240	\$20,240	\$21,880	\$24,030	\$29,530	\$31,350	\$33,220	\$21,701,450
AW1	BASIN	\$1,440	\$1,640	\$2,060	\$2,460	\$2,880	\$3,080	\$3,240	\$3,390	\$3,390	\$3,800	\$4,620	\$6,720	\$7,190	\$7,710	\$2,116,990
	PIPE	\$8,090	\$9,150	\$12,140	\$13,190	\$14,330	\$14,890	\$15,380	\$15,780	\$15,780	\$16,920	\$18,050	\$20,960	\$22,180	\$23,390	\$6,606,940
	TOTAL	\$9,530	\$10,790	\$14,200	\$15,650	\$17,210	\$17,970	\$18,620	\$19,170	\$19,170	\$20,720	\$22,670	\$27,680	\$29,370	\$31,100	\$8,723,930
AW2	BASIN	\$1,060	\$1,210	\$1,520	\$1,820	\$2,130	\$2,280	\$2,400	\$2,510	\$2,510	\$2,810	\$3,420	\$4,970	\$5,320	\$5,710	\$1,648,930
	PIPE	\$1,000	\$1,130	\$1,500	\$1,630	\$1,770	\$1,840	\$1,900	\$1,950	\$1,950	\$2,090	\$2,230	\$2,590	\$2,740	\$2,890	\$857,560
	TOTAL	\$2,060	\$2,340	\$3,020	\$3,450	\$3,900	\$4,120	\$4,300	\$4,460	\$4,460	\$4,900	\$5,650	\$7,560	\$8,060	\$8,600	\$2,506,490
AX	BASIN	\$1,290	\$1,470	\$1,850	\$2,210	\$2,590	\$2,770	\$2,910	\$3,050	\$3,050	\$3,420	\$4,150	\$6,040	\$6,470	\$6,930	\$2,047,230
	PIPE	\$2,220	\$2,510	\$3,330	\$3,620	\$3,930	\$4,080	\$4,220	\$4,330	\$4,330	\$4,640	\$4,950	\$5,750	\$6,080	\$6,410	\$1,947,650
	TOTAL	\$3,510	\$3,980	\$5,180	\$5,830	\$6,520	\$6,850	\$7,130	\$7,380	\$7,380	\$8,060	\$9,100	\$11,790	\$12,550	\$13,340	\$3,994,880
AY	BASIN	\$2,020	\$2,300	\$2,880	\$3,450	\$4,030	\$4,320	\$4,540	\$4,760	\$4,760	\$5,320	\$6,470	\$9,420	\$10,080	\$10,810	\$3,676,580
	PIPE	\$3,550	\$4,010	\$5,320	\$5,780	\$6,280	\$6,530	\$6,740	\$6,920	\$6,920	\$7,410	\$7,910	\$9,190	\$9,720	\$10,250	\$3,585,640
	TOTAL	\$5,570	\$6,310	\$8,200	\$9,230	\$10,310	\$10,850	\$11,280	\$11,680	\$11,680	\$12,730	\$14,380	\$18,610	\$19,800	\$21,060	\$7,262,220
AZ	BASIN	\$560	\$640	\$810	\$960	\$1,130	\$1,210	\$1,270	\$1,330	\$1,330	\$1,490	\$1,810	\$2,630	\$2,820	\$3,020	\$1,517,460
	PIPE	\$2,390	\$2,700	\$3,580	\$3,890	\$4,220	\$4,390	\$4,530	\$4,650	\$4,650	\$4,990	\$5,320	\$6,180	\$6,540	\$6,890	\$3,736,100
	TOTAL	\$2,950	\$3,340	\$4,390	\$4,850	\$5,350	\$5,600	\$5,800	\$5,980	\$5,980	\$6,480	\$7,130	\$8,810	\$9,360	\$9,910	\$5,253,560
BC	BASIN	\$1,870	\$2,130	\$2,670	\$3,190	\$3,730	\$3,990	\$4,200	\$4,400	\$4,400	\$4,930	\$5,990	\$8,710	\$9,330	\$10,000	\$5,126,070
	PIPE	\$3,190	\$3,600	\$4,780	\$5,190	\$5,640	\$5,860	\$6,050	\$6,210	\$6,210	\$6,660	\$7,100	\$8,250	\$8,730	\$9,210	\$6,428,990
	TOTAL	\$5,060	\$5,730	\$7,450	\$8,380	\$9,370	\$9,850	\$10,250	\$10,610	\$10,610	\$11,590	\$13,090	\$16,960	\$18,060	\$19,210	\$11,555,060

DRAINAGE FEE SCHEDULE FOR ZONE 1: PLANNED LOCAL DRAINAGE AREAS

Area		AE-5, A-L, O	A1, A2, RR	R-1-E, R-1-EH, R-A	R-1-A, R-1-AH	R-1-B, R-1-C, RE	R-1 40%	R-1 45%	R-1 50%	R-2, M-H	R-3	R-4, T-P	M-1, M-2, M-3, C-R, M-1-P, S-L	C-P, C-M, R-P	C-1, C-2, C-3, C-4, C-5, C-6, C-L, P	Total Cost
BD	BASIN	\$1,630	\$1,860	\$2,330	\$2,790	\$3,260	\$3,490	\$3,670	\$3,850	\$3,850	\$4,310	\$5,240	\$7,620	\$8,160	\$8,740	\$2,706,510
	PIPE	\$3,470	\$3,920	\$5,210	\$5,660	\$6,150	\$6,390	\$6,600	\$6,770	\$6,770	\$7,260	\$7,740	\$8,990	\$9,520	\$10,040	\$3,854,140
	TOTAL	\$5,100	\$5,780	\$7,540	\$8,450	\$9,410	\$9,880	\$10,270	\$10,620	\$10,620	\$11,570	\$12,980	\$16,610	\$17,680	\$18,780	\$6,560,650
BE	BASIN	\$1,540	\$1,760	\$2,200	\$2,630	\$3,080	\$3,290	\$3,460	\$3,630	\$3,630	\$4,060	\$4,940	\$7,190	\$7,700	\$8,250	\$1,481,250
	PIPE	\$2,830	\$3,200	\$4,250	\$4,620	\$5,010	\$5,210	\$5,380	\$5,520	\$5,520	\$5,920	\$6,320	\$7,340	\$7,760	\$8,180	\$2,288,290
	TOTAL	\$4,370	\$4,960	\$6,450	\$7,250	\$8,090	\$8,500	\$8,840	\$9,150	\$9,150	\$9,980	\$11,260	\$14,530	\$15,460	\$16,430	\$3,769,540
BF	BASIN	\$2,200	\$2,510	\$3,140	\$3,760	\$4,400	\$4,710	\$4,950	\$5,190	\$5,190	\$5,810	\$7,060	\$10,270	\$11,000	\$11,790	\$1,895,900
	PIPE	\$1,450	\$1,640	\$2,170	\$2,360	\$2,560	\$2,670	\$2,750	\$2,830	\$2,830	\$3,030	\$3,230	\$3,750	\$3,970	\$4,190	\$1,016,120
	TOTAL	\$3,650	\$4,150	\$5,310	\$6,120	\$6,960	\$7,380	\$7,700	\$8,020	\$8,020	\$8,840	\$10,290	\$14,020	\$14,970	\$15,980	\$2,912,020
BG	BASIN	\$1,840	\$2,100	\$2,630	\$3,150	\$3,680	\$3,940	\$4,140	\$4,340	\$4,340	\$4,860	\$5,910	\$8,600	\$9,200	\$9,870	\$4,298,740
	PIPE	\$3,850	\$4,350	\$5,780	\$6,280	\$6,820	\$7,090	\$7,320	\$7,510	\$7,510	\$8,050	\$8,590	\$9,980	\$10,560	\$11,140	\$6,019,140
	TOTAL	\$5,690	\$6,450	\$8,410	\$9,430	\$10,500	\$11,030	\$11,460	\$11,850	\$11,850	\$12,910	\$14,500	\$18,580	\$19,760	\$21,010	\$10,317,880
BH	BASIN	\$1,030	\$1,180	\$1,480	\$1,760	\$2,060	\$2,210	\$2,320	\$2,440	\$2,440	\$2,720	\$3,310	\$4,820	\$5,160	\$5,530	\$2,062,660
	PIPE	\$4,630	\$5,240	\$6,950	\$7,550	\$8,200	\$8,530	\$8,810	\$9,040	\$9,040	\$9,690	\$10,340	\$12,000	\$12,700	\$13,390	\$8,149,110
	TOTAL	\$5,660	\$6,420	\$8,430	\$9,310	\$10,260	\$10,740	\$11,130	\$11,480	\$11,480	\$12,410	\$13,650	\$16,820	\$17,860	\$18,920	\$10,211,770
BJ	BASIN	\$1,060	\$1,210	\$1,520	\$1,820	\$2,120	\$2,270	\$2,390	\$2,510	\$2,510	\$2,800	\$3,410	\$4,960	\$5,310	\$5,690	\$1,321,260
	PIPE	\$3,710	\$4,190	\$5,560	\$6,040	\$6,560	\$6,820	\$7,040	\$7,230	\$7,230	\$7,750	\$8,270	\$9,600	\$10,160	\$10,710	\$2,550,960
	TOTAL	\$4,770	\$5,400	\$7,080	\$7,860	\$8,680	\$9,090	\$9,430	\$9,740	\$9,740	\$10,550	\$11,680	\$14,560	\$15,470	\$16,400	\$3,872,220
BK	BASIN	\$2,560	\$2,920	\$3,670	\$4,390	\$5,130	\$5,490	\$5,770	\$6,050	\$6,050	\$6,770	\$8,230	\$11,980	\$12,820	\$13,750	\$2,601,430
	PIPE	\$3,190	\$3,600	\$4,780	\$5,190	\$5,640	\$5,860	\$6,050	\$6,210	\$6,210	\$6,660	\$7,100	\$8,250	\$8,730	\$9,210	\$2,059,360
	TOTAL	\$5,750	\$6,520	\$8,450	\$9,580	\$10,770	\$11,350	\$11,820	\$12,260	\$12,260	\$13,430	\$15,330	\$20,230	\$21,550	\$22,960	\$4,660,790
BL	BASIN	\$1,600	\$1,820	\$2,290	\$2,730	\$3,200	\$3,420	\$3,600	\$3,770	\$3,770	\$4,220	\$5,130	\$7,470	\$8,000	\$8,570	\$4,691,690
	PIPE	\$5,750	\$6,500	\$8,630	\$9,370	\$10,180	\$10,580	\$10,930	\$11,210	\$11,210	\$12,020	\$12,820	\$14,890	\$15,760	\$16,620	\$10,587,620
	TOTAL	\$7,350	\$8,320	\$10,920	\$12,100	\$13,380	\$14,000	\$14,530	\$14,980	\$14,980	\$16,240	\$17,950	\$22,360	\$23,760	\$25,190	\$15,279,310
BM	BASIN	\$950	\$1,080	\$1,350	\$1,620	\$1,890	\$2,030	\$2,130	\$2,240	\$2,240	\$2,500	\$3,040	\$4,420	\$4,740	\$5,080	\$3,874,590
	PIPE	\$4,050	\$4,580	\$6,070	\$6,600	\$7,170	\$7,450	\$7,690	\$7,900	\$7,900	\$8,460	\$9,030	\$10,490	\$11,100	\$11,700	\$12,225,780
	TOTAL	\$5,000	\$5,660	\$7,420	\$8,220	\$9,060	\$9,480	\$9,820	\$10,140	\$10,140	\$10,960	\$12,070	\$14,910	\$15,840	\$16,780	\$16,100,370
BO	BASIN	\$1,620	\$1,840	\$2,310	\$2,770	\$3,230	\$3,460	\$3,640	\$3,820	\$3,820	\$4,270	\$5,190	\$7,550	\$8,090	\$8,670	\$1,849,550
	PIPE	\$1,970	\$2,230	\$2,960	\$3,220	\$3,500	\$3,630	\$3,750	\$3,850	\$3,850	\$4,130	\$4,400	\$5,110	\$5,410	\$5,710	\$1,721,030
	TOTAL	\$3,590	\$4,070	\$5,270	\$5,990	\$6,730	\$7,090	\$7,390	\$7,670	\$7,670	\$8,400	\$9,590	\$12,660	\$13,500	\$14,380	\$3,570,580
BP	BASIN	\$3,730	\$4,250	\$5,330	\$6,380	\$7,460	\$7,980	\$8,390	\$8,800	\$8,800	\$9,850	\$11,970	\$17,420	\$18,650	\$19,990	\$2,464,360
	PIPE	\$4,990	\$5,640	\$7,480	\$8,130	\$8,830	\$9,180	\$9,480	\$9,730	\$9,730	\$10,420	\$11,120	\$12,920	\$13,670	\$14,410	\$1,827,680
	TOTAL	\$8,720	\$9,890	\$12,810	\$14,510	\$16,290	\$17,160	\$17,870	\$18,530	\$18,530	\$20,270	\$23,090	\$30,340	\$32,320	\$34,400	\$4,292,040
BQ	BASIN	\$1,580	\$1,800	\$2,260	\$2,700	\$3,160	\$3,380	\$3,550	\$3,720	\$3,720	\$4,170	\$5,070	\$7,370	\$7,890	\$8,460	\$2,884,480
	PIPE	\$3,800	\$4,290	\$5,690	\$6,190	\$6,720	\$6,990	\$7,210	\$7,400	\$7,400	\$7,930	\$8,470	\$9,830	\$10,400	\$10,970	\$4,441,070
	TOTAL	\$5,380	\$6,090	\$7,950	\$8,890	\$9,880	\$10,370	\$10,760	\$11,120	\$11,120	\$12,100	\$13,540	\$17,200	\$18,290	\$19,430	\$7,325,550
BR	BASIN	\$2,490	\$2,840	\$3,570	\$4,260	\$4,990	\$5,340	\$5,610	\$5,890	\$5,890	\$6,580	\$8,010	\$11,650	\$12,470	\$13,370	\$3,179,590
	PIPE	\$4,610	\$5,210	\$6,920	\$7,510	\$8,160	\$8,480	\$8,760	\$8,990	\$8,990	\$9,630	\$10,280	\$11,940	\$12,630	\$13,320	\$3,259,830
	TOTAL	\$7,100	\$8,050	\$10,490	\$11,770	\$13,150	\$13,820	\$14,370	\$14,880	\$14,880	\$16,210	\$18,290	\$23,590	\$25,100	\$26,690	\$6,439,420

DRAINAGE FEE SCHEDULE FOR ZONE 1: PLANNED LOCAL DRAINAGE AREAS

Area		AE-5, A-L, O	A1, A2, RR	R-1-E, R-1-EH, R-A	R-1-A, R-1-AH	R-1-B, R-1-C, RE	R-1 40%	R-1 45%	R-1 50%	R-2, M-H	R-3	R-4, T-P	M-1, M-2, M-3, C-R, M-1-P, S-L	C-P, C-M, R-P	C-1, C-2, C-3, C-4, C-5, C-6, C-L, P	Total Cost
BS	BASIN	\$1,790	\$2,040	\$2,550	\$3,050	\$3,570	\$3,820	\$4,020	\$4,220	\$4,220	\$4,720	\$5,730	\$8,340	\$8,930	\$9,580	\$5,222,610
	PIPE	\$5,400	\$6,100	\$8,100	\$8,800	\$9,560	\$9,930	\$10,260	\$10,530	\$10,530	\$11,280	\$12,040	\$13,980	\$14,790	\$15,600	\$12,146,910
	TOTAL	\$7,190	\$8,140	\$10,650	\$11,850	\$13,130	\$13,750	\$14,280	\$14,750	\$14,750	\$16,000	\$17,770	\$22,320	\$23,720	\$25,180	\$17,369,520
BT	BASIN	\$2,420	\$2,760	\$3,460	\$4,140	\$4,840	\$5,180	\$5,450	\$5,710	\$5,710	\$6,390	\$7,770	\$11,310	\$12,100	\$12,980	\$5,028,730
	PIPE	\$5,030	\$5,690	\$7,550	\$8,210	\$8,910	\$9,260	\$9,570	\$9,820	\$9,820	\$10,520	\$11,230	\$13,040	\$13,790	\$14,550	\$9,229,500
	TOTAL	\$7,450	\$8,450	\$11,010	\$12,350	\$13,750	\$14,440	\$15,020	\$15,530	\$15,530	\$16,910	\$19,000	\$24,350	\$25,890	\$27,530	\$14,258,230
BU	BASIN	\$580	\$660	\$830	\$990	\$1,160	\$1,240	\$1,310	\$1,370	\$1,370	\$1,530	\$1,870	\$2,720	\$2,910	\$3,120	\$2,612,440
	PIPE	\$2,140	\$2,420	\$3,210	\$3,490	\$3,790	\$3,940	\$4,070	\$4,170	\$4,170	\$4,470	\$4,770	\$5,540	\$5,860	\$6,190	\$5,638,040
	TOTAL	\$2,720	\$3,080	\$4,040	\$4,480	\$4,950	\$5,180	\$5,380	\$5,540	\$5,540	\$6,000	\$6,640	\$8,260	\$8,770	\$9,310	\$8,250,480
BV	BASIN	\$1,040	\$1,180	\$1,480	\$1,770	\$2,070	\$2,220	\$2,330	\$2,450	\$2,450	\$2,740	\$3,330	\$4,840	\$5,190	\$5,560	\$1,491,860
	PIPE	\$2,290	\$2,590	\$3,430	\$3,730	\$4,050	\$4,210	\$4,350	\$4,460	\$4,460	\$4,780	\$5,100	\$5,930	\$6,270	\$6,620	\$2,704,200
	TOTAL	\$3,330	\$3,770	\$4,910	\$5,500	\$6,120	\$6,430	\$6,680	\$6,910	\$6,910	\$7,520	\$8,430	\$10,770	\$11,460	\$12,180	\$4,196,060
BW	BASIN	\$970	\$1,110	\$1,390	\$1,660	\$1,940	\$2,080	\$2,190	\$2,300	\$2,300	\$2,570	\$3,120	\$4,540	\$4,860	\$5,210	\$1,211,930
	PIPE	\$1,090	\$1,240	\$1,640	\$1,780	\$1,940	\$2,010	\$2,080	\$2,130	\$2,130	\$2,290	\$2,440	\$2,830	\$3,000	\$3,160	\$1,082,900
	TOTAL	\$2,060	\$2,350	\$3,030	\$3,440	\$3,880	\$4,090	\$4,270	\$4,430	\$4,430	\$4,860	\$5,560	\$7,370	\$7,860	\$8,370	\$2,294,830
BX	BASIN	\$1,590	\$1,810	\$2,280	\$2,720	\$3,180	\$3,410	\$3,580	\$3,760	\$3,760	\$4,200	\$5,110	\$7,430	\$7,960	\$8,530	\$6,460,830
	PIPE	\$3,080	\$3,480	\$4,620	\$5,020	\$5,450	\$5,670	\$5,850	\$6,010	\$6,010	\$6,440	\$6,870	\$7,980	\$8,440	\$8,900	\$10,227,780
	TOTAL	\$4,670	\$5,290	\$6,900	\$7,740	\$8,630	\$9,080	\$9,430	\$9,770	\$9,770	\$10,640	\$11,980	\$15,410	\$16,400	\$17,430	\$16,688,610
*Note: A surcharge fee is in effect per Board Resolution Nos. 2017-864 & 2018-908.																
BY1	BASIN	\$1,500	\$1,710	\$2,140	\$2,560	\$2,990	\$3,200	\$3,370	\$3,530	\$3,530	\$3,950	\$4,810	\$6,990	\$7,480	\$8,020	\$4,119,410
	PIPE	\$1,020	\$1,150	\$1,520	\$1,660	\$1,800	\$1,870	\$1,930	\$1,980	\$1,980	\$2,120	\$2,270	\$2,630	\$2,780	\$2,940	\$2,751,060
	TOTAL	\$2,520	\$2,860	\$3,660	\$4,220	\$4,790	\$5,070	\$5,300	\$5,510	\$5,510	\$6,070	\$7,080	\$9,620	\$10,260	\$10,960	\$6,870,470
BY2	BASIN	\$2,020	\$2,310	\$2,890	\$3,460	\$4,050	\$4,330	\$4,550	\$4,780	\$4,780	\$5,340	\$6,500	\$9,450	\$10,120	\$10,850	\$4,759,930
	PIPE	\$7,850	\$8,880	\$11,780	\$12,800	\$13,900	\$14,450	\$14,920	\$15,320	\$15,320	\$16,420	\$17,510	\$20,340	\$21,520	\$22,700	\$15,478,900
	TOTAL	\$9,870	\$11,190	\$14,670	\$16,260	\$17,950	\$18,780	\$19,470	\$20,100	\$20,100	\$21,760	\$24,010	\$29,790	\$31,640	\$33,550	\$20,238,830
BZ	BASIN	\$2,870	\$3,270	\$4,100	\$4,910	\$5,740	\$6,140	\$6,460	\$6,770	\$6,770	\$7,570	\$9,210	\$13,400	\$14,350	\$15,380	\$3,644,850
	PIPE	\$2,050	\$2,320	\$3,070	\$3,340	\$3,630	\$3,770	\$3,890	\$4,000	\$4,000	\$4,280	\$4,570	\$5,310	\$5,620	\$5,920	\$2,211,480
	TOTAL	\$4,920	\$5,590	\$7,170	\$8,250	\$9,370	\$9,910	\$10,350	\$10,770	\$10,770	\$11,850	\$13,780	\$18,710	\$19,970	\$21,300	\$5,856,330
CD	BASIN	\$3,030	\$3,460	\$4,340	\$5,190	\$6,070	\$6,490	\$6,830	\$7,160	\$7,160	\$8,010	\$9,740	\$14,170	\$15,170	\$16,260	\$4,625,550
	PIPE	\$5,340	\$6,030	\$8,000	\$8,700	\$9,440	\$9,820	\$10,140	\$10,400	\$10,400	\$11,150	\$11,900	\$13,820	\$14,620	\$15,420	\$6,377,740
	TOTAL	\$8,370	\$9,490	\$12,340	\$13,890	\$15,510	\$16,310	\$16,970	\$17,560	\$17,560	\$19,160	\$21,640	\$27,990	\$29,790	\$31,680	\$11,003,290
CE	BASIN	\$1,170	\$1,330	\$1,670	\$1,990	\$2,330	\$2,500	\$2,620	\$2,750	\$2,750	\$3,080	\$3,740	\$5,450	\$5,830	\$6,250	\$3,450,400
	PIPE	\$7,670	\$8,670	\$11,510	\$12,500	\$13,580	\$14,110	\$14,570	\$14,960	\$14,960	\$16,030	\$17,110	\$19,870	\$21,020	\$22,170	\$12,582,020
	TOTAL	\$8,840	\$10,000	\$13,180	\$14,490	\$15,910	\$16,610	\$17,190	\$17,710	\$17,710	\$19,110	\$20,850	\$25,320	\$26,850	\$28,420	\$16,032,420
CF	BASIN	\$980	\$1,120	\$1,410	\$1,680	\$1,970	\$2,110	\$2,210	\$2,320	\$2,320	\$2,600	\$3,160	\$4,600	\$4,920	\$5,280	\$3,032,260
	PIPE	\$6,780	\$7,670	\$10,180	\$11,060	\$12,010	\$12,480	\$12,890	\$13,230	\$13,230	\$14,180	\$15,130	\$17,570	\$18,590	\$19,610	\$11,589,470
	TOTAL	\$7,760	\$8,790	\$11,590	\$12,740	\$13,980	\$14,590	\$15,100	\$15,550	\$15,550	\$16,780	\$18,290	\$22,170	\$23,510	\$24,890	\$14,621,730
CG	BASIN	\$3,340	\$3,810	\$4,780	\$5,720	\$6,680	\$7,150	\$7,520	\$7,890	\$7,890	\$8,820	\$10,730	\$15,610	\$16,710	\$17,910	\$6,289,730
	PIPE	\$6,410	\$7,240	\$9,610	\$10,450	\$11,340	\$11,790	\$12,180	\$12,500	\$12,500	\$13,400	\$14,290	\$16,600	\$17,560	\$18,520	\$10,093,580
	TOTAL	\$9,750	\$11,050	\$14,390	\$16,170	\$18,020	\$18,940	\$19,700	\$20,390	\$20,390	\$22,220	\$25,020	\$32,210	\$34,270	\$36,430	\$16,383,310

DRAINAGE FEE SCHEDULE FOR ZONE 1: PLANNED LOCAL DRAINAGE AREAS

Area		AE-5, A-L, O	A1, A2, RR	R-1-E, R-1-EH, R-A	R-1-A, R-1-AH	R-1-B, R-1-C, RE	R-1 40%	R-1 45%	R-1 50%	R-2, M-H	R-3	R-4, T-P	M-1, M-2, M-3, C-R, M-1-P, S-L	C-P, C-M, R-P	C-1, C-2, C-3, C-4, C-5, C-6, C-L, P	Total Cost
CH	BASIN	\$2,140	\$2,440	\$3,060	\$3,660	\$4,290	\$4,590	\$4,820	\$5,060	\$5,060	\$5,660	\$6,880	\$10,010	\$10,710	\$11,490	\$4,156,250
	PIPE	\$8,030	\$9,070	\$12,040	\$13,080	\$14,210	\$14,770	\$15,250	\$15,650	\$15,650	\$16,780	\$17,900	\$20,790	\$21,990	\$23,200	\$13,071,760
	TOTAL	\$10,170	\$11,510	\$15,100	\$16,740	\$18,500	\$19,360	\$20,070	\$20,710	\$20,710	\$22,440	\$24,780	\$30,800	\$32,700	\$34,690	\$17,228,010
CI	BASIN	\$2,160	\$2,470	\$3,100	\$3,700	\$4,330	\$4,630	\$4,870	\$5,110	\$5,110	\$5,710	\$6,950	\$10,110	\$10,820	\$11,600	\$2,122,000
	PIPE	\$3,520	\$3,980	\$5,280	\$5,740	\$6,230	\$6,480	\$6,690	\$6,870	\$6,870	\$7,360	\$7,850	\$9,120	\$9,650	\$10,170	\$2,879,750
	TOTAL	\$5,680	\$6,450	\$8,380	\$9,440	\$10,560	\$11,110	\$11,560	\$11,980	\$11,980	\$13,070	\$14,800	\$19,230	\$20,470	\$21,770	\$5,001,750
CJ	BASIN	\$2,940	\$3,350	\$4,210	\$5,030	\$5,880	\$6,300	\$6,620	\$6,940	\$6,940	\$7,770	\$9,440	\$13,740	\$14,710	\$15,770	\$5,603,330
	PIPE	\$6,540	\$7,390	\$9,800	\$10,650	\$11,570	\$12,030	\$12,420	\$12,750	\$12,750	\$13,660	\$14,580	\$16,930	\$17,910	\$18,890	\$10,561,870
	TOTAL	\$9,480	\$10,740	\$14,010	\$15,680	\$17,450	\$18,330	\$19,040	\$19,690	\$19,690	\$21,430	\$24,020	\$30,670	\$32,620	\$34,660	\$16,165,200
CK	BASIN	\$2,520	\$2,870	\$3,610	\$4,310	\$5,040	\$5,400	\$5,670	\$5,950	\$5,950	\$6,660	\$8,090	\$11,780	\$12,610	\$13,510	\$3,920,130
	PIPE	\$6,050	\$6,830	\$9,070	\$9,850	\$10,700	\$11,120	\$11,490	\$11,790	\$11,790	\$12,640	\$13,480	\$15,660	\$16,570	\$17,470	\$7,957,680
	TOTAL	\$8,570	\$9,700	\$12,680	\$14,160	\$15,740	\$16,520	\$17,160	\$17,740	\$17,740	\$19,300	\$21,570	\$27,440	\$29,180	\$30,980	\$11,877,810
CL	BASIN	\$870	\$990	\$1,250	\$1,490	\$1,750	\$1,870	\$1,960	\$2,060	\$2,060	\$2,300	\$2,800	\$4,080	\$4,360	\$4,680	\$2,283,130
	PIPE	\$1,180	\$1,330	\$1,770	\$1,920	\$2,090	\$2,170	\$2,240	\$2,300	\$2,300	\$2,470	\$2,630	\$3,060	\$3,230	\$3,410	\$2,242,330
	TOTAL	\$2,050	\$2,320	\$3,020	\$3,410	\$3,840	\$4,040	\$4,200	\$4,360	\$4,360	\$4,770	\$5,430	\$7,140	\$7,590	\$8,090	\$4,525,460
CM	BASIN	\$410	\$470	\$580	\$700	\$820	\$870	\$920	\$960	\$960	\$1,080	\$1,310	\$1,900	\$2,040	\$2,190	\$1,068,580
	PIPE	\$740	\$840	\$1,110	\$1,210	\$1,310	\$1,360	\$1,400	\$1,440	\$1,440	\$1,550	\$1,650	\$1,920	\$2,030	\$2,140	\$1,268,130
	TOTAL	\$1,150	\$1,310	\$1,690	\$1,910	\$2,130	\$2,230	\$2,320	\$2,400	\$2,400	\$2,630	\$2,960	\$3,820	\$4,070	\$4,330	\$2,336,710
	*Note: A surcharge fee is in effect per Board Resolution No.1228.															
CN	BASIN	\$200	\$230	\$290	\$350	\$410	\$430	\$460	\$480	\$480	\$540	\$650	\$950	\$1,010	\$1,090	\$668,580
	PIPE	\$900	\$1,010	\$1,340	\$1,460	\$1,590	\$1,650	\$1,700	\$1,750	\$1,750	\$1,870	\$2,000	\$2,320	\$2,460	\$2,590	\$1,845,190
	TOTAL	\$1,100	\$1,240	\$1,630	\$1,810	\$2,000	\$2,080	\$2,160	\$2,230	\$2,230	\$2,410	\$2,650	\$3,270	\$3,470	\$3,680	\$2,513,770
	*Note: A surcharge fee is in effect per Board Resolution Nos. 1159, 1342, 1414, & 1422.															
CO1	BASIN	\$530	\$600	\$750	\$900	\$1,050	\$1,130	\$1,180	\$1,240	\$1,240	\$1,390	\$1,690	\$2,460	\$2,630	\$2,820	\$446,571
	PIPE	\$1,640	\$1,850	\$2,460	\$2,670	\$2,900	\$3,020	\$3,120	\$3,200	\$3,200	\$3,430	\$3,660	\$4,250	\$4,490	\$4,740	\$1,191,940
	TOTAL	\$2,170	\$2,450	\$3,210	\$3,570	\$3,950	\$4,150	\$4,300	\$4,440	\$4,440	\$4,820	\$5,350	\$6,710	\$7,120	\$7,560	\$1,638,511
CP	BASIN	\$4,170	\$4,750	\$5,960	\$7,130	\$8,340	\$8,920	\$9,380	\$9,840	\$9,840	\$11,000	\$13,380	\$19,460	\$20,840	\$22,340	\$3,234,830
	PIPE	\$7,510	\$8,480	\$11,260	\$12,240	\$13,290	\$13,810	\$14,260	\$14,640	\$14,640	\$15,690	\$16,740	\$19,440	\$20,570	\$21,690	\$4,629,930
	TOTAL	\$11,680	\$13,230	\$17,220	\$19,370	\$21,630	\$22,730	\$23,640	\$24,480	\$24,480	\$26,690	\$30,120	\$38,900	\$41,410	\$44,030	\$7,864,760
CQ	BASIN	\$3,110	\$3,540	\$4,440	\$5,310	\$6,210	\$6,650	\$6,990	\$7,330	\$7,330	\$8,200	\$9,970	\$14,510	\$15,530	\$16,650	\$3,300,050
	PIPE	\$5,280	\$5,970	\$7,920	\$8,610	\$9,340	\$9,710	\$10,030	\$10,290	\$10,290	\$11,030	\$11,770	\$13,670	\$14,470	\$15,260	\$4,206,000
	TOTAL	\$8,390	\$9,510	\$12,360	\$13,920	\$15,550	\$16,360	\$17,020	\$17,620	\$17,620	\$19,230	\$21,740	\$28,180	\$30,000	\$31,910	\$7,506,050
CS	BASIN	\$740	\$840	\$1,060	\$1,260	\$1,480	\$1,580	\$1,660	\$1,740	\$1,740	\$1,950	\$2,370	\$3,450	\$3,690	\$3,960	\$2,890,990
	PIPE	\$5,040	\$5,700	\$7,560	\$8,220	\$8,930	\$9,280	\$9,580	\$9,830	\$9,830	\$10,540	\$11,250	\$13,060	\$13,820	\$14,570	\$10,956,020
	TOTAL	\$5,780	\$6,540	\$8,620	\$9,480	\$10,410	\$10,860	\$11,240	\$11,570	\$11,570	\$12,490	\$13,620	\$16,510	\$17,510	\$18,530	\$13,847,010
CU	BASIN	\$1,860	\$2,120	\$2,650	\$3,170	\$3,710	\$3,970	\$4,180	\$4,380	\$4,380	\$4,900	\$5,960	\$8,670	\$9,280	\$9,950	\$2,729,010
	PIPE	\$4,430	\$5,010	\$6,650	\$7,220	\$7,840	\$8,150	\$8,420	\$8,640	\$8,640	\$9,260	\$9,880	\$11,480	\$12,140	\$12,810	\$3,612,380
	TOTAL	\$6,290	\$7,130	\$9,300	\$10,390	\$11,550	\$12,120	\$12,600	\$13,020	\$13,020	\$14,160	\$15,840	\$20,150	\$21,420	\$22,760	\$6,341,390
CV	BASIN	\$1,500	\$1,710	\$2,140	\$2,560	\$3,000	\$3,210	\$3,370	\$3,540	\$3,540	\$3,960	\$4,810	\$7,000	\$7,500	\$8,040	\$2,338,330
	PIPE	\$1,280	\$1,440	\$1,910	\$2,080	\$2,260	\$2,350	\$2,420	\$2,490	\$2,490	\$2,670	\$2,840	\$3,300	\$3,490	\$3,690	\$1,102,480
	TOTAL	\$2,780	\$3,150	\$4,050	\$4,640	\$5,260	\$5,560	\$5,790	\$6,030	\$6,030	\$6,630	\$7,650	\$10,300	\$10,990	\$11,730	\$3,440,810

DRAINAGE FEE SCHEDULE FOR ZONE 1: PLANNED LOCAL DRAINAGE AREAS

Area		AE-5, A-L, O	A1, A2, RR	R-1-E, R-1-EH, R-A	R-1-A, R-1-AH	R-1-B, R-1-C, RE	R-1 40%	R-1 45%	R-1 50%	R-2, M-H	R-3	R-4, T-P	M-1, M-2, M-3, C-R, M-1-P, S-L	C-P, C-M, R-P	C-1, C-2, C-3, C-4, C-5, C-6, C-L, P	Total Cost
CW	BASIN	\$700	\$800	\$1,000	\$1,200	\$1,400	\$1,500	\$1,570	\$1,650	\$1,650	\$1,850	\$2,240	\$3,260	\$3,490	\$3,750	\$1,728,900
	PIPE	\$600	\$680	\$900	\$970	\$1,060	\$1,100	\$1,140	\$1,170	\$1,170	\$1,250	\$1,330	\$1,550	\$1,640	\$1,730	\$1,008,110
	TOTAL	\$1,300	\$1,480	\$1,900	\$2,170	\$2,460	\$2,600	\$2,710	\$2,820	\$2,820	\$3,100	\$3,570	\$4,810	\$5,130	\$5,480	\$2,737,010
CX	BASIN	\$820	\$930	\$1,170	\$1,400	\$1,630	\$1,750	\$1,840	\$1,930	\$1,930	\$2,160	\$2,620	\$3,820	\$4,090	\$4,380	\$1,477,880
	PIPE	\$1,150	\$1,290	\$1,720	\$1,870	\$2,030	\$2,110	\$2,180	\$2,230	\$2,230	\$2,390	\$2,560	\$2,970	\$3,140	\$3,310	\$1,678,260
	TOTAL	\$1,970	\$2,220	\$2,890	\$3,270	\$3,660	\$3,860	\$4,020	\$4,160	\$4,160	\$4,550	\$5,180	\$6,790	\$7,230	\$7,690	\$3,156,140
CY	BASIN	\$790	\$900	\$1,130	\$1,350	\$1,580	\$1,690	\$1,780	\$1,870	\$1,870	\$2,090	\$2,540	\$3,690	\$3,960	\$4,240	\$1,215,810
	PIPE	\$1,000	\$1,130	\$1,500	\$1,630	\$1,770	\$1,840	\$1,900	\$1,950	\$1,950	\$2,090	\$2,230	\$2,590	\$2,740	\$2,890	\$1,211,940
	TOTAL	\$1,790	\$2,030	\$2,630	\$2,980	\$3,350	\$3,530	\$3,680	\$3,820	\$3,820	\$4,180	\$4,770	\$6,280	\$6,700	\$7,130	\$2,427,750
CZ	BASIN	\$550	\$620	\$780	\$940	\$1,090	\$1,170	\$1,230	\$1,290	\$1,290	\$1,440	\$1,760	\$2,550	\$2,740	\$2,930	\$1,511,580
	PIPE	\$1,260	\$1,420	\$1,880	\$2,050	\$2,220	\$2,310	\$2,380	\$2,450	\$2,450	\$2,620	\$2,800	\$3,250	\$3,440	\$3,630	\$2,786,520
	TOTAL	\$1,810	\$2,040	\$2,660	\$2,990	\$3,310	\$3,480	\$3,610	\$3,740	\$3,740	\$4,060	\$4,560	\$5,800	\$6,180	\$6,560	\$4,298,100
DE	BASIN	\$1,580	\$1,800	\$2,250	\$2,690	\$3,150	\$3,370	\$3,550	\$3,720	\$3,720	\$4,160	\$5,060	\$7,360	\$7,880	\$8,450	\$3,097,350
	PIPE	\$2,100	\$2,370	\$3,150	\$3,420	\$3,720	\$3,870	\$3,990	\$4,100	\$4,100	\$4,390	\$4,680	\$5,440	\$5,760	\$6,070	\$3,296,380
	TOTAL	\$3,680	\$4,170	\$5,400	\$6,110	\$6,870	\$7,240	\$7,540	\$7,820	\$7,820	\$8,550	\$9,740	\$12,800	\$13,640	\$14,520	\$6,393,730
DF	BASIN	\$570	\$650	\$820	\$970	\$1,140	\$1,220	\$1,280	\$1,350	\$1,350	\$1,510	\$1,830	\$2,660	\$2,850	\$3,060	\$165,172
	PIPE	\$1,070	\$1,210	\$1,610	\$1,750	\$1,900	\$1,970	\$2,040	\$2,090	\$2,090	\$2,240	\$2,390	\$2,940	\$2,940	\$3,100	\$283,883
	TOTAL	\$1,640	\$1,860	\$2,430	\$2,720	\$3,040	\$3,190	\$3,320	\$3,440	\$3,440	\$3,750	\$4,220	\$5,440	\$5,790	\$6,160	\$449,055
DG	BASIN	\$720	\$830	\$1,040	\$1,240	\$1,450	\$1,550	\$1,630	\$1,710	\$1,710	\$1,910	\$2,320	\$3,380	\$3,620	\$3,880	\$447,419
	PIPE	\$1,260	\$1,430	\$1,900	\$2,060	\$2,240	\$2,320	\$2,400	\$2,460	\$2,460	\$2,640	\$2,820	\$3,270	\$3,460	\$3,650	\$720,114
	TOTAL	\$1,980	\$2,260	\$2,940	\$3,300	\$3,690	\$3,870	\$4,030	\$4,170	\$4,170	\$4,550	\$5,140	\$6,650	\$7,080	\$7,530	\$1,167,533
DH	BASIN	\$860	\$980	\$1,230	\$1,470	\$1,720	\$1,840	\$1,930	\$2,030	\$2,030	\$2,270	\$2,760	\$4,010	\$4,290	\$4,600	\$1,590,510
	PIPE	\$960	\$1,080	\$1,440	\$1,560	\$1,690	\$1,760	\$1,820	\$1,870	\$1,870	\$2,000	\$2,130	\$2,480	\$2,620	\$2,770	\$1,109,580
	TOTAL	\$1,820	\$2,060	\$2,670	\$3,030	\$3,410	\$3,600	\$3,750	\$3,900	\$3,900	\$4,270	\$4,890	\$6,490	\$6,910	\$7,370	\$2,700,090
DI	BASIN	\$460	\$520	\$650	\$780	\$920	\$980	\$1,030	\$1,080	\$1,080	\$1,210	\$1,470	\$2,140	\$2,290	\$2,450	\$219,705
	PIPE	\$750	\$850	\$1,120	\$1,220	\$1,330	\$1,380	\$1,420	\$1,460	\$1,460	\$1,570	\$1,670	\$1,940	\$2,050	\$2,170	\$326,191
	TOTAL	\$1,210	\$1,370	\$1,770	\$2,000	\$2,250	\$2,360	\$2,450	\$2,540	\$2,540	\$2,780	\$3,140	\$4,080	\$4,340	\$4,620	\$545,896
DK	BASIN	\$210	\$240	\$300	\$350	\$410	\$440	\$460	\$490	\$490	\$550	\$660	\$960	\$1,030	\$1,110	\$955,890
	PIPE	\$1,860	\$2,110	\$2,800	\$3,040	\$3,300	\$3,430	\$3,540	\$3,640	\$3,640	\$3,900	\$4,160	\$4,830	\$5,110	\$5,390	\$7,247,150
	TOTAL	\$2,070	\$2,350	\$3,100	\$3,390	\$3,710	\$3,870	\$4,000	\$4,130	\$4,130	\$4,450	\$4,820	\$5,790	\$6,140	\$6,500	\$8,203,040
DL	BASIN	\$2,940	\$3,350	\$4,200	\$5,020	\$5,870	\$6,290	\$6,610	\$6,930	\$6,930	\$7,750	\$9,430	\$13,720	\$14,690	\$15,740	\$3,423,140
	PIPE	\$5,150	\$5,820	\$7,720	\$8,390	\$9,110	\$9,470	\$9,780	\$10,040	\$10,040	\$10,760	\$11,480	\$13,330	\$14,110	\$14,880	\$4,216,360
	TOTAL	\$8,090	\$9,170	\$11,920	\$13,410	\$14,980	\$15,760	\$16,390	\$16,970	\$16,970	\$18,510	\$20,910	\$27,050	\$28,800	\$30,620	\$7,639,500
DM	BASIN	\$2,080	\$2,380	\$2,980	\$3,560	\$4,170	\$4,460	\$4,690	\$4,920	\$4,920	\$5,500	\$6,690	\$9,730	\$10,420	\$11,170	\$5,101,510
	PIPE	\$7,290	\$8,230	\$10,930	\$11,880	\$12,900	\$13,410	\$13,840	\$14,210	\$14,210	\$15,230	\$16,250	\$18,870	\$19,960	\$21,060	\$14,705,420
	TOTAL	\$9,370	\$10,610	\$13,910	\$15,440	\$17,070	\$17,870	\$18,530	\$19,130	\$19,130	\$20,730	\$22,940	\$28,600	\$30,380	\$32,230	\$19,806,930
DN	BASIN	\$3,110	\$3,540	\$4,450	\$5,320	\$6,220	\$6,650	\$7,000	\$7,340	\$7,340	\$8,210	\$9,980	\$14,520	\$15,550	\$16,670	\$6,768,540
	PIPE	\$4,090	\$4,620	\$6,130	\$6,670	\$7,240	\$7,530	\$7,770	\$7,980	\$7,980	\$8,550	\$9,120	\$10,590	\$11,210	\$11,820	\$7,585,370
	TOTAL	\$7,200	\$8,160	\$10,580	\$11,990	\$13,460	\$14,180	\$14,770	\$15,320	\$15,320	\$16,760	\$19,100	\$25,110	\$26,760	\$28,490	\$14,353,910
*Note: A surcharge fee is in effect per Board Resolution Nos. 2016-840 & 2018-908.																

DRAINAGE FEE SCHEDULE FOR ZONE 1: PLANNED LOCAL DRAINAGE AREAS

Area		AE-5, A-L, O	A1, A2, RR	R-1-E, R-1-EH, R-A	R-1-A, R-1-AH	R-1-B, R-1-C, RE	R-1 40%	R-1 45%	R-1 50%	R-2, M-H	R-3	R-4, T-P	M-1, M-2, M-3, C-R, M-1-P, S-L	C-P, C-M, R-P	C-1, C-2, C-3, C-4, C-5, C-6, C-L, P	Total Cost
DO	BASIN	\$2,050	\$2,340	\$2,930	\$3,510	\$4,100	\$4,390	\$4,610	\$4,840	\$4,840	\$5,410	\$6,580	\$9,580	\$10,250	\$10,990	\$6,259,610
	PIPE	\$2,910	\$3,280	\$4,360	\$4,740	\$5,140	\$5,350	\$5,520	\$5,670	\$5,670	\$6,070	\$6,480	\$7,530	\$7,960	\$8,400	\$6,887,690
	TOTAL	\$4,960	\$5,620	\$7,290	\$8,250	\$9,240	\$9,740	\$10,130	\$10,510	\$10,510	\$11,480	\$13,060	\$17,110	\$18,210	\$19,390	\$13,147,300
	*Note: A surcharge fee is in effect per Board Resolution Nos. 2007-522, 2014-806, 2018-887, 2018-908, & 2020-959															
DP	BASIN	\$1,930	\$2,200	\$2,760	\$3,300	\$3,860	\$4,130	\$4,350	\$4,560	\$4,560	\$5,100	\$6,200	\$9,020	\$9,660	\$10,350	\$7,253,880
	PIPE	\$6,440	\$7,270	\$9,660	\$10,490	\$11,390	\$11,840	\$12,230	\$12,550	\$12,550	\$13,450	\$14,360	\$16,670	\$17,640	\$18,600	\$17,955,690
	TOTAL	\$8,370	\$9,470	\$12,420	\$13,790	\$15,250	\$15,970	\$16,580	\$17,110	\$17,110	\$18,550	\$20,560	\$25,690	\$27,300	\$28,950	\$25,209,570
DQ	BASIN	\$6,790	\$7,750	\$9,720	\$11,620	\$13,590	\$14,540	\$15,290	\$16,040	\$16,040	\$17,940	\$21,810	\$31,730	\$33,970	\$36,420	\$5,606,290
	PIPE	\$5,760	\$6,510	\$8,640	\$9,390	\$10,190	\$10,600	\$10,940	\$11,230	\$11,230	\$12,040	\$12,840	\$14,920	\$15,780	\$16,640	\$4,089,820
	TOTAL	\$12,550	\$14,260	\$18,360	\$21,010	\$23,780	\$25,140	\$26,230	\$27,270	\$27,270	\$29,980	\$34,650	\$46,650	\$49,750	\$53,060	\$9,696,110
DS	BASIN	\$2,800	\$3,190	\$4,000	\$4,780	\$5,590	\$5,980	\$6,290	\$6,600	\$6,600	\$7,380	\$8,970	\$13,060	\$13,980	\$14,990	\$12,383,940
	PIPE	\$7,420	\$8,380	\$11,130	\$12,090	\$13,130	\$13,650	\$14,090	\$14,460	\$14,460	\$15,500	\$16,540	\$19,210	\$20,320	\$21,440	\$26,150,460
	TOTAL	\$10,220	\$11,570	\$15,130	\$16,870	\$18,720	\$19,630	\$20,380	\$21,060	\$21,060	\$22,880	\$25,510	\$32,270	\$34,300	\$36,430	\$38,534,400
DV	BASIN	\$760	\$860	\$1,080	\$1,290	\$1,510	\$1,620	\$1,700	\$1,780	\$1,780	\$2,000	\$2,430	\$3,530	\$3,780	\$4,050	\$1,568,490
	PIPE	\$6,900	\$7,790	\$10,340	\$11,240	\$12,210	\$12,690	\$13,100	\$13,450	\$13,450	\$14,410	\$15,380	\$17,860	\$18,890	\$19,930	\$8,342,370
	TOTAL	\$7,660	\$8,650	\$11,420	\$12,530	\$13,720	\$14,310	\$14,800	\$15,230	\$15,230	\$16,410	\$17,810	\$21,390	\$22,670	\$23,980	\$9,910,860
EF	BASIN	\$1,640	\$1,870	\$2,350	\$2,810	\$3,290	\$3,520	\$3,700	\$3,880	\$3,880	\$4,340	\$5,280	\$7,670	\$8,220	\$8,810	\$3,310,480
	PIPE	\$890	\$1,010	\$1,340	\$1,460	\$1,580	\$1,650	\$1,700	\$1,740	\$1,740	\$1,870	\$1,990	\$2,320	\$2,450	\$2,590	\$1,418,420
	TOTAL	\$2,530	\$2,880	\$3,690	\$4,270	\$4,870	\$5,170	\$5,400	\$5,620	\$5,620	\$6,210	\$7,270	\$9,990	\$10,670	\$11,400	\$4,728,900
EG	BASIN	\$900	\$1,020	\$1,280	\$1,530	\$1,790	\$1,920	\$2,010	\$2,110	\$2,110	\$2,360	\$2,870	\$4,180	\$4,480	\$4,800	\$2,119,330
	PIPE	\$1,800	\$2,040	\$2,700	\$2,940	\$3,190	\$3,320	\$3,420	\$3,510	\$3,510	\$3,770	\$4,020	\$4,670	\$4,940	\$5,210	\$3,187,930
	TOTAL	\$2,700	\$3,060	\$3,980	\$4,470	\$4,980	\$5,240	\$5,430	\$5,620	\$5,620	\$6,130	\$6,890	\$8,850	\$9,420	\$10,010	\$5,307,260
EH	BASIN	\$1,430	\$1,630	\$2,050	\$2,450	\$2,870	\$3,070	\$3,220	\$3,380	\$3,380	\$3,780	\$4,600	\$6,690	\$7,160	\$7,680	\$4,493,260
	PIPE	\$2,620	\$2,960	\$3,930	\$4,280	\$4,640	\$4,830	\$4,980	\$5,110	\$5,110	\$5,480	\$5,850	\$6,790	\$7,190	\$7,580	\$5,170,050
	TOTAL	\$4,050	\$4,590	\$5,980	\$6,730	\$7,510	\$7,900	\$8,200	\$8,490	\$8,490	\$9,260	\$10,450	\$13,480	\$14,350	\$15,260	\$9,663,310
EI	BASIN	\$3,620	\$4,130	\$5,180	\$6,190	\$7,240	\$7,750	\$8,140	\$8,540	\$8,540	\$9,560	\$11,620	\$16,910	\$18,100	\$19,400	\$3,014,790
	PIPE	\$3,870	\$4,370	\$5,810	\$6,310	\$6,850	\$7,120	\$7,350	\$7,550	\$7,550	\$8,090	\$8,630	\$10,020	\$10,600	\$11,180	\$1,916,790
	TOTAL	\$7,490	\$8,500	\$10,990	\$12,500	\$14,090	\$14,870	\$15,490	\$16,090	\$16,090	\$17,650	\$20,250	\$26,930	\$28,700	\$30,580	\$4,931,580
EJ	BASIN	\$4,450	\$5,070	\$6,360	\$7,610	\$8,900	\$9,520	\$10,010	\$10,500	\$10,500	\$11,740	\$14,280	\$20,770	\$22,240	\$23,840	\$4,530,310
	PIPE	\$5,350	\$6,050	\$8,030	\$8,730	\$9,480	\$9,850	\$10,170	\$10,440	\$10,440	\$11,190	\$11,940	\$13,870	\$14,670	\$15,470	\$4,709,680
	TOTAL	\$9,800	\$11,120	\$14,390	\$16,340	\$18,380	\$19,370	\$20,180	\$20,940	\$20,940	\$22,930	\$26,220	\$34,640	\$36,910	\$39,310	\$9,239,990
EK	BASIN	\$400	\$450	\$570	\$680	\$790	\$850	\$890	\$940	\$940	\$1,050	\$1,270	\$1,850	\$1,990	\$2,130	\$665,120
	PIPE	\$1,900	\$2,150	\$2,860	\$3,100	\$3,370	\$3,500	\$3,620	\$3,710	\$3,710	\$3,980	\$4,250	\$4,930	\$5,220	\$5,500	\$2,596,260
	TOTAL	\$2,300	\$2,600	\$3,430	\$3,780	\$4,160	\$4,350	\$4,510	\$4,650	\$4,650	\$5,030	\$5,520	\$6,780	\$7,210	\$7,630	\$3,261,380
EL	BASIN	\$2,250	\$2,570	\$3,220	\$3,850	\$4,510	\$4,820	\$5,070	\$5,320	\$5,320	\$5,950	\$7,230	\$10,520	\$11,260	\$12,070	\$1,118,390
	PIPE	\$1,450	\$1,630	\$2,170	\$2,360	\$2,560	\$2,660	\$2,750	\$2,820	\$2,820	\$3,020	\$3,220	\$3,740	\$3,960	\$4,180	\$397,980
	TOTAL	\$3,700	\$4,200	\$5,390	\$6,210	\$7,070	\$7,480	\$7,820	\$8,140	\$8,140	\$8,970	\$10,450	\$14,260	\$15,220	\$16,250	\$1,516,370
EM	BASIN	\$2,110	\$2,410	\$3,020	\$3,610	\$4,220	\$4,520	\$4,750	\$4,980	\$4,980	\$5,580	\$6,780	\$9,860	\$10,560	\$11,320	\$2,740,830
	PIPE	\$2,990	\$3,380	\$4,480	\$4,870	\$5,290	\$5,500	\$5,680	\$5,830	\$5,830	\$6,250	\$6,670	\$7,740	\$8,190	\$8,640	\$2,995,190
	TOTAL	\$5,100	\$5,790	\$7,500	\$8,480	\$9,510	\$10,020	\$10,430	\$10,810	\$10,810	\$11,830	\$13,450	\$17,600	\$18,750	\$19,960	\$5,736,020

DRAINAGE FEE SCHEDULE FOR ZONE 1: PLANNED LOCAL DRAINAGE AREAS

Area		AE-5, A-L, O	A1, A2, RR	R-1-E, R-1-EH, R-A	R-1-A, R-1-AH	R-1-B, R-1-C, RE	R-1 40%	R-1 45%	R-1 50%	R-2, M-H	R-3	R-4, T-P	M-1, M-2, M-3, C-R, M-1-P, S-L	C-P, C-M, R-P	C-1, C-2, C-3, C-4, C-5, C-6, C-L, P	Total Cost
EN	BASIN	\$1,670	\$1,900	\$2,390	\$2,860	\$3,340	\$3,570	\$3,760	\$3,940	\$3,940	\$4,410	\$5,360	\$7,800	\$8,350	\$8,950	\$3,455,590
	PIPE	\$6,460	\$7,300	\$9,700	\$10,540	\$11,440	\$11,890	\$12,280	\$12,610	\$12,610	\$13,510	\$14,420	\$16,740	\$17,710	\$18,680	\$8,902,210
	TOTAL	\$8,130	\$9,200	\$12,090	\$13,400	\$14,780	\$15,460	\$16,040	\$16,550	\$16,550	\$17,920	\$19,780	\$24,540	\$26,060	\$27,630	\$12,357,800
EO	BASIN	\$3,150	\$3,590	\$4,500	\$5,380	\$6,300	\$6,740	\$7,080	\$7,430	\$7,430	\$8,310	\$10,100	\$14,700	\$15,740	\$16,870	\$5,251,370
	PIPE	\$2,940	\$3,320	\$4,410	\$4,790	\$5,200	\$5,410	\$5,580	\$5,730	\$5,730	\$6,140	\$6,550	\$7,610	\$8,050	\$8,490	\$4,084,730
	TOTAL	\$6,090	\$6,910	\$8,910	\$10,170	\$11,500	\$12,150	\$12,660	\$13,160	\$13,160	\$14,450	\$16,650	\$22,310	\$23,790	\$25,360	\$9,336,100
NN	BASIN	\$1,690	\$1,930	\$2,420	\$2,890	\$3,380	\$3,620	\$3,800	\$3,990	\$3,990	\$4,460	\$5,430	\$7,890	\$8,450	\$9,060	\$4,244,910
	PIPE	\$4,560	\$5,150	\$6,830	\$7,430	\$8,070	\$8,380	\$8,660	\$8,890	\$8,890	\$9,520	\$10,160	\$11,800	\$12,480	\$13,170	\$8,876,680
	TOTAL	\$6,250	\$7,080	\$9,250	\$10,320	\$11,450	\$12,000	\$12,460	\$12,880	\$12,880	\$13,980	\$15,590	\$19,690	\$20,930	\$22,230	\$13,121,590
1G	BASIN	\$1,220	\$1,390	\$1,750	\$2,090	\$2,440	\$2,610	\$2,750	\$2,880	\$2,880	\$3,220	\$3,920	\$5,700	\$6,110	\$6,550	\$1,804,420
	PIPE	\$1,200	\$1,350	\$1,800	\$1,950	\$2,120	\$2,200	\$2,280	\$2,340	\$2,340	\$2,500	\$2,670	\$3,100	\$3,280	\$3,460	\$1,543,040
	TOTAL	\$2,420	\$2,740	\$3,550	\$4,040	\$4,560	\$4,810	\$5,030	\$5,220	\$5,220	\$5,720	\$6,590	\$8,800	\$9,390	\$10,010	\$3,347,460
3G	BASIN	\$2,020	\$2,300	\$2,880	\$3,450	\$4,030	\$4,310	\$4,540	\$4,760	\$4,760	\$5,320	\$6,470	\$9,410	\$10,080	\$10,800	\$4,312,960
	PIPE	\$2,510	\$2,840	\$3,770	\$4,100	\$4,450	\$4,620	\$4,770	\$4,900	\$4,900	\$5,250	\$5,600	\$6,510	\$6,880	\$7,260	\$4,531,570
	TOTAL	\$4,530	\$5,140	\$6,650	\$7,550	\$8,480	\$8,930	\$9,310	\$9,660	\$9,660	\$10,570	\$12,070	\$15,920	\$16,960	\$18,060	\$8,844,530
7C	BASIN	\$2,000	\$2,280	\$2,850	\$3,410	\$3,990	\$4,270	\$4,490	\$4,710	\$4,710	\$5,270	\$6,410	\$9,320	\$9,980	\$10,700	\$3,919,270
	PIPE	\$1,230	\$1,390	\$1,840	\$2,000	\$2,180	\$2,260	\$2,340	\$2,400	\$2,400	\$2,570	\$2,740	\$3,190	\$3,370	\$3,550	\$1,734,630
	TOTAL	\$3,230	\$3,670	\$4,690	\$5,410	\$6,170	\$6,530	\$6,830	\$7,110	\$7,110	\$7,840	\$9,150	\$12,510	\$13,350	\$14,250	\$5,653,900
7D	BASIN	\$2,260	\$2,570	\$3,230	\$3,860	\$4,520	\$4,830	\$5,080	\$5,330	\$5,330	\$5,960	\$7,250	\$10,550	\$11,290	\$12,110	\$3,960,090
	PIPE	\$1,870	\$2,110	\$2,800	\$3,050	\$3,310	\$3,440	\$3,550	\$3,640	\$3,640	\$3,910	\$4,170	\$4,840	\$5,120	\$5,400	\$2,267,640
	TOTAL	\$4,130	\$4,680	\$6,030	\$6,910	\$7,830	\$8,270	\$8,630	\$8,970	\$8,970	\$9,870	\$11,420	\$15,390	\$16,410	\$17,510	\$6,227,730
7H	*Note: A surcharge fee is in effect per Board Resolution Nos. 2005-480 & 2018-908.															
	BASIN	\$2,370	\$2,710	\$3,400	\$4,060	\$4,750	\$5,080	\$5,340	\$5,600	\$5,600	\$6,270	\$7,620	\$11,090	\$11,870	\$12,730	\$5,508,590
	PIPE	\$4,880	\$5,520	\$7,320	\$7,960	\$8,640	\$8,980	\$9,270	\$9,520	\$9,520	\$10,200	\$10,880	\$12,640	\$13,370	\$14,100	\$7,919,740
	TOTAL	\$7,250	\$8,230	\$10,720	\$12,020	\$13,390	\$14,060	\$14,610	\$15,120	\$15,120	\$16,470	\$18,500	\$23,730	\$25,240	\$26,830	\$13,428,330
	*Note: A surcharge fee is in effect per Board Resolution Nos. 2005-480 & 2018-908.															

DRAINAGE FEE SCHEDULE FOR ZONE 2: PLANNED LOCAL DRAINAGE AREAS

Area		AE-5, A-L, O	A1, A2, RR	R-1-E, R-1-EH, R-A	R-1-A, R-1-AH	R-1-B, R-1-C, RE	R-1 40%	R-1 45%	R-1 50%	R-2, M-H	R-3	R-4, T-P	M-1, M-2, M-3, C-R, M-1-P, S-L	C-P, C-M, R-P	C-1, C-2, C-3, C-4, C-5, C-6, C-L, P	Total Cost
Zone 2	BASIN	\$790	\$900	\$1,130	\$1,350	\$1,570	\$1,680	\$1,770	\$1,860	\$1,860	\$2,080	\$2,530	\$3,680	\$3,930	\$4,220	\$88,632,325
	PIPE	\$1,640	\$1,850	\$2,460	\$2,670	\$2,900	\$3,020	\$3,110	\$3,200	\$3,200	\$3,430	\$3,660	\$4,250	\$4,490	\$4,740	\$129,546,699
	TOTAL	\$2,430	\$2,750	\$3,590	\$4,020	\$4,470	\$4,700	\$4,880	\$5,060	\$5,060	\$5,510	\$6,190	\$7,930	\$8,420	\$8,960	\$218,179,024

Planned Local Drianage Areas: Zone 2

Area	Basin Cost	Pipe Cost	Total	Area	Basin Cost	Pipe Cost	Total	Area	Basin Cost	Pipe Cost	Total
A	\$2,343,735	\$1,828,917	\$4,172,652	X	\$1,959,202	\$449,946	\$2,409,148	OO	\$2,428,400	\$813,859	\$3,242,259
B	\$1,087,293	\$142,170	\$1,229,463	Y	\$1,596,170	\$2,272,963	\$3,869,133	PP	\$1,929,412	\$1,226,352	\$3,155,764
C	\$479,953	\$317,414	\$797,367	Z	\$1,124,050	\$2,532,493	\$3,656,543 **	RR	\$5,349,271	\$18,471,073	\$23,820,344
D	\$801,395	\$694,153	\$1,495,548	AA	\$987,755	\$1,372,256	\$2,360,011	SS	\$2,705,080	\$3,477,280	\$6,182,360
E	\$813,988	\$228,063	\$1,042,051	BB	\$519,529	\$822,774	\$1,342,303	TT	\$2,131,366	\$1,654,203	\$3,785,569
F	\$304,956	\$302,016	\$606,972	CC	\$492,381	\$2,086,533	\$2,578,914	UU1	\$474,282	\$1,218,907	\$1,693,189
G	\$1,174,228	\$157,007	\$1,331,235	CO2	\$924,490	\$1,424,535	\$2,349,025	UU2	\$1,730,363	\$1,687,903	\$3,418,266
H	\$99,858	\$214,682	\$314,540	DD	\$1,923,441	\$7,739,111	\$9,662,552	UU3	\$3,716,680	\$10,131,577	\$13,848,257
I	\$227,828	\$248,025	\$475,853	EE	\$754,118	\$3,368,735	\$4,122,853	VV	\$34,124	\$116,961	\$151,085
J	\$1,746,750	\$457,936	\$2,204,686	FF	\$1,435,102	\$9,635,747	\$11,070,849	WW	\$18,653	\$360,044	\$378,697
K	\$1,086,980	\$684,032	\$1,771,012	GG	\$2,626,107	\$1,557,996	\$4,184,103	XX	\$1,025,092	\$2,149,620	\$3,174,712
L	\$692,043	\$494,850	\$1,186,893	HH	\$4,528,524	\$5,686,773	\$10,215,297	ZZ	\$2,683,580	\$3,025,714	\$5,709,294
M	\$967,464	\$263,345	\$1,230,809	II1	\$5,111,303	\$16,752,661	\$21,863,964				
N	\$482,052	\$435,524	\$917,576	II2	\$8,421,742	\$1,319,694	\$9,741,436				
O	\$1,107,030	\$190,138	\$1,297,168	II3	\$1,995,354	\$1,727,108	\$3,722,462				
P	\$893,259	\$277,552	\$1,170,811	II4	\$2,377,019	\$1,114,339	\$3,491,358				
T	\$1,792,623	\$2,751,486	\$4,544,109	JJ	\$2,210,803	\$3,850,603	\$6,061,406				
U	\$1,559,606	\$675,290	\$2,234,896	KK	\$2,151,452	\$1,509,801	\$3,661,253				
V	\$680,455	\$1,726,395	\$2,406,850	LL	\$2,459,604	\$3,532,196	\$5,991,800				
W	\$1,878,442	\$3,419,387	\$5,297,829 *	MM	\$587,938	\$948,560	\$1,536,498				
W	* Note: A surcharge fee is in effect per Board Resolution No. 885-BPBR.										
Z	** Note: A surcharge fee is in effect per Board Resolution Nos. 1227, 1265, 1268, 1386.										

DRAINAGE FEE SCHEDULE FOR ZONE 3: PLANNED LOCAL DRAINAGE AREAS

Area		AE-5, A-L, O	A1, A2, RR	R-1-E, R-1-EH, R-A	R-1-A, R-1-AH	R-1-B, R-1-C, RE	R-1 40%	R-1 45%	R-1 50%	R-2, M-H	R-3	R-4, T-P	M-1, M-2, M-3, C-R, M-1-P, S-L	C-P, C-M, R-P	C-1, C-2, C-3, C-4, C-5, C-6, C-L, P	Total Cost
Zone 3	BASIN	\$1,460	\$1,660	\$2,080	\$2,490	\$2,910	\$3,120	\$3,280	\$3,440	\$3,440	\$3,840	\$4,670	\$6,800	\$7,280	\$7,810	\$26,884,073
	PIPE	\$1,540	\$1,740	\$2,310	\$2,510	\$2,720	\$2,830	\$2,920	\$3,000	\$3,000	\$3,220	\$3,430	\$3,990	\$4,220	\$4,450	\$20,332,853
	TOTAL	\$3,000	\$3,400	\$4,390	\$5,000	\$5,630	\$5,950	\$6,200	\$6,440	\$6,440	\$7,060	\$8,100	\$10,790	\$11,500	\$12,260	\$47,216,926

Planned Local Drianage Areas: Zone 3

Area	Basin Cost	Pipe Cost	Total
Q	\$413,447	\$411,805	\$825,252
S	\$1,375,658	\$2,318,420	\$3,694,078
1E	\$2,150,215	\$939,275	\$3,089,490
2D	\$866,673	\$1,475,212	\$2,341,885
3A	\$1,400,991	\$942,689	\$2,343,680
3D	\$1,468,694	\$1,032,196	\$2,500,890
3F	\$1,144,001	\$1,224,524	\$2,368,525
4B	\$1,645,700	\$1,017,729	\$2,663,429
4C	\$1,164,607	\$2,383,951	\$3,548,558
4D	\$3,673,027	\$1,065,035	\$4,738,062
4E	\$3,794,382	\$2,157,649	\$5,952,031
5B/5C	\$4,670,887	\$2,247,077	\$6,917,964
5F	\$1,632,924	\$1,530,399	\$3,163,323
6D	\$1,482,867	\$1,586,892	\$3,069,759

DRAINAGE FEE SCHEDULE FOR SURCHARGE AREAS: PLANNED LOCAL DRAINAGE AREAS

Area		AE-5, A-L, O	A1, A2, RR	R-1-E, R-1-EH, R-A	R-1-A, R-1-AH	R-1-B, R-1-C, RE	R-1 40%	R-1 45%	R-1 50%	R-2, M-H	R-3	R-4, T-P	M-1, M-2, M-3, C-R, M-1-P, S-L	C-P, C-M, R-P	C-1, C-2, C-3, C-4, C-5, C-6, C-L, P
W	TOTAL	-	-	-	-	-	-	-	-	-	-	-	\$11,075	-	-
	*Note: Surcharge Resolution: 885-BPBR														
Z	TOTAL	-	-	-	-	-	-	-	-	\$1,970	\$2,110	\$2,250	\$2,615	\$5,380	\$2,915
	*Note: Surcharge Resolution: 1386														
BX	TOTAL	-	\$270	\$360	\$390	\$430	\$445	\$445	\$445	\$470	\$510	\$540	\$630	\$660	\$700
	*Note: Surcharge Resolution: 2008-590														
BX	TOTAL	-	-	-	-	-	-	-	-	-	-	-	-	\$15,230	-
	*Note: Surcharge Resolution: 2017-884														
CM	TOTAL	\$90	\$105	\$135	\$145	\$160	\$165	\$165	\$165	\$175	\$185	\$200	\$235	\$485	\$260
	*Note: Surcharge Resolution: 1228														
CN	TOTAL	-	-	-	-	-	-	-	-	\$2,200	\$2,395	\$2,695	\$3,465	\$3,690	\$3,925
	*Note: Surcharge Resolution: 1422														
DE	TOTAL	-	-	-	-	-	\$790	\$790	\$790	\$840	\$900	-	\$1,120	\$1,250	\$1,250
	*Note: Surcharge Resolution: 2006-486														
DN	TOTAL	-	-	-	-	-	\$11,500	\$11,880	\$12,190	\$12,190	-	-	-	-	\$18,060
	*Note: Surcharge Resolution: 2017-884														
DO	TOTAL	-	-	-	-	-	-	-	\$4,540	\$4,540	\$4,870	\$4,870	-	\$6,380	\$6,730
	*Note: Surcharge Resolution: 2018-887														
DO	TOTAL	-	-	-	-	-	-	-	-	-	\$4,770	\$4,770	-	-	\$6,590
	*Note: Surcharge Resolution: 2020-959														
7D	TOTAL	-	-	-	-	-	-	-	-	-	-	-	-	\$5,555	-
	*Note: Surcharge Resolution: 2005-480														
7H	TOTAL	-	-	-	-	-	-	-	-	-	-	-	-	\$5,555	-
	*Note: Surcharge Resolution: 2005-480														

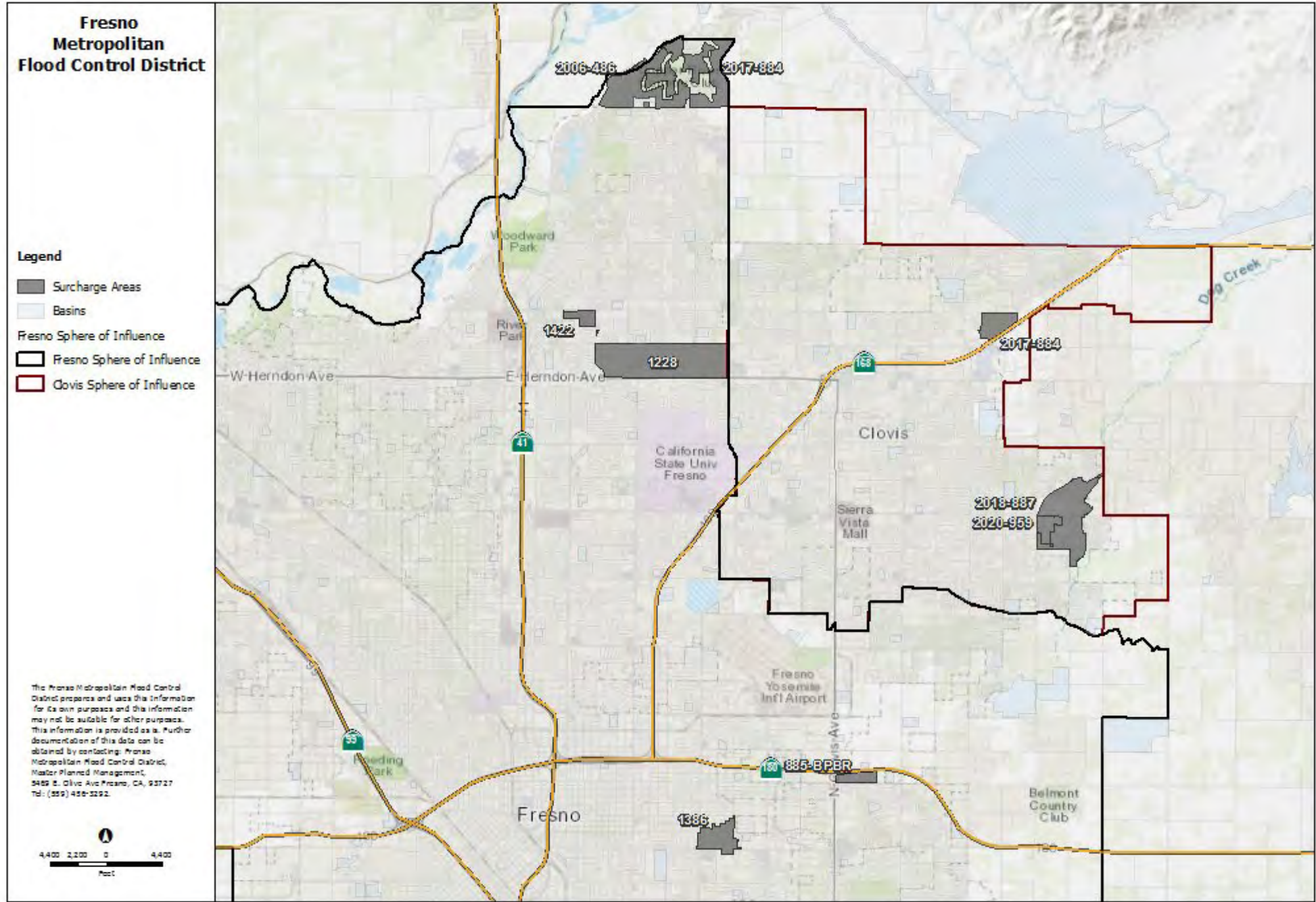


Exhibit No. 2

Annual Mitigation Fee Act Report Summary

**FRESNO METROPOLITAN FLOOD CONTROL DISTRICT
ANNUAL MITIGATION FEE ACT REPORT**

**SUMMARY
Exhibit No. 2**

	Total	Zone 1	Zone 2	Zone 3	CC CF
Opening Cash Balance 7-1-2022	\$20,348,685.04	\$16,984,242.64	\$1,092,135.55	\$1,218,157.59	\$1,054,149.26
New Fee Receipts	4,221,738.55	3,488,698.58	512,793.97	220,246.00	0.00
Interest Earned	382,753.33	318,437.25	23,678.55	21,427.86	19,209.67
Fee Refunds	0.00	0.00	0.00	0.00	0.00
Developer Payments	(389,151.86)	(340,024.86)	(48,909.56)	(217.44)	0.00
Subtotal	\$24,564,025.06	\$20,451,353.61	\$1,579,698.51	\$1,459,614.01	\$1,073,358.93
Transfers to General Fund					
Administration Fee	(28,740.68)	(28,740.68)	0.00	0.00	0.00
Master Plan Engineering Fee	(154,238.61)	(135,885.72)	(12,524.65)	(5,828.24)	0.00
Intra Loans	0.00	0.00	0.00	0.00	0.00
SRF Principal due to GF	(396,579.40)	(396,566.23)	(13.17)	0.00	0.00
SRF Interest due to GF	(21,497.76)	(19,871.56)	(1,626.20)	0.00	0.00
Construction Advanced by GF	(784,372.23)	(505,293.51)	(187,105.56)	(91,973.16)	0.00
Total Reimbursements to GF	(\$1,385,428.68)	(\$1,086,357.70)	(\$201,269.58)	(\$97,801.40)	\$0.00
Ending cash Balance 6-30-2023	\$23,178,596.38	\$19,364,995.91	\$1,378,428.93	\$1,361,812.61	\$1,073,358.93
Current Obligations	14,522,161.95	12,354,072.28	1,201,059.32	967,030.35	0.00
Future Obligations	727,756,222.00	575,623,668.22	130,614,244.09	20,218,309.69	1,300,000.00
Total Obligations	\$742,278,383.95	\$587,977,740.50	\$131,815,303.41	\$21,185,340.04	\$1,300,000.00
Excess of Obligations over available resources	\$719,099,787.57	\$568,612,744.59	\$130,436,874.48	\$19,823,527.43	\$226,641.07
OBLIGATIONS CURRENT AND FUTURE					
Current Obligations					
Reserved for Immediate Reimbursements	3,607,191.67	3,307,366.67	163,180.00	136,645.00	0.00
Reserved for Budgeted Projects	9,268,994.83	8,023,581.48	611,560.19	633,853.16	0.00
Reserved for Current Annual Transfer					
Administration Fee	14,832.21	14,622.35	209.86	0.00	0.00
Master Plan Engineering Fee	263,592.24	225,882.07	26,697.87	11,012.30	0.00
GF Advanced Payments-Developer Agreements	10,904.90	0.00	0.00	10,904.90	0.00
GF Loaned for Payments to Developer	13,220.81	13,150.81	70.00	0.00	0.00
SRF Principal due to GF	257,162.26	242,203.96	14,958.30	0.00	0.00
SRF Interest due to GF	5,729.26	0.00	5,729.26	0.00	0.00
Construction Advanced by GF	1,080,533.77	527,264.94	378,653.84	174,614.99	0.00
Current Obligations subtotal	\$14,522,161.95	\$12,354,072.28	\$1,201,059.32	\$967,030.35	\$0.00
Future Obligations					
Reserved for Future Annual Transfer					
Administration Fee	2,804.61	2,804.61	0.00	0.00	0.00
Master Plan Engineering Fee	642,893.74	635,187.31	7,251.94	454.49	0.00
GF Advanced Payments-Developer Agreements	58,397.06	11,924.66	46,472.40	0.00	0.00
GF Loaned for Payments to Developer	351,758.29	325,416.57	22,082.59	4,259.13	0.00
SRF Principal and Interest due to GF	15,014,873.20	7,846,091.90	4,751,144.13	2,417,637.17	0.00
SRF Principal and Interest due to the State	0.00	0.00	0.00	0.00	0.00
Construction Advanced by GF	75,349,415.64	28,113,346.53	42,948,628.92	4,287,440.19	0.00
Future Reimbursements to Developers	10,404,779.77	9,701,807.70	702,972.07	0.00	0.00
Future Construction	625,931,299.69	528,987,088.94	82,135,692.04	13,508,518.71	1,300,000.00
Future Obligations subtotal	\$727,756,222.00	\$575,623,668.22	\$130,614,244.09	\$20,218,309.69	\$1,300,000.00

Exhibit No. 3

Annual Mitigation Fee Act Report

Beginning and Ending Balances – Zone 1 Drainage Areas

FRESNO METROPOLITAN FLOOD CONTROL DISTRICT
ANNUAL MITIGATION FEE ACT REPORT
BEGINNING AND ENDING ACCOUNT BALANCES-ZONE 1
Exhibit No. 3

DA #	Zone	Drainage Area	Cash Balance 6/30/2022	Fee Receipts	Interest Earned	Fee Refunds	Developer Payments	Intra Loans	Admin Fees Due GF	MP Eng Review Fees Paid	SRF Principal	SRF Interest	Construction Advanced	Cash Balance 6/30/2023
118	1	R	159.09	0.00	1.17	0.00	0.00	0.00	0.00	0.00	(159.09)	0.00	0.00	1.17
147	1	NN	115,303.78	0.00	2,101.17	0.00	0.00	0.00	0.00	0.00	0.00	0.00	0.00	117,404.95
164	1	AB	0.15	0.00	0.00	0.00	0.00	0.00	0.00	0.00	0.00	0.00	0.00	0.15
165	1	AC	122.15	0.00	2.23	0.00	0.00	0.00	0.00	0.00	0.00	0.00	0.00	124.38
166	1	AD	0.00	0.00	0.00	0.00	0.00	0.00	0.00	0.00	0.00	0.00	0.00	0.00
167	1	AE	32,640.37	0.00	239.00	0.00	0.00	0.00	0.00	(113.45)	0.00	0.00	(32,526.92)	239.00
168	1	AF	225,978.94	0.00	4,118.00	0.00	0.00	0.00	0.00	0.00	0.00	0.00	0.00	230,096.94
169	1	AG	10,523.52	0.00	248.64	0.00	30,443.46	0.00	(1,602.29)	(7,380.20)	0.00	0.00	(1,250.01)	30,983.12
170	1	AH	150,166.08	94,219.00	2,937.22	0.00	(8,968.30)	0.00	(974.30)	0.00	0.00	0.00	(88,558.58)	148,821.12
172	1	AI	13,924.88	0.00	3.04	0.00	(13,927.92)	0.00	0.00	0.00	0.00	0.00	0.00	0.00
173	1	AJ	351,709.31	0.00	6,409.17	0.00	0.00	0.00	0.00	0.00	0.00	0.00	0.00	358,118.48
174	1	AK	118,496.47	28,626.00	2,515.95	0.00	(2,723.50)	0.00	(3,144.31)	0.00	0.00	0.00	0.00	143,770.61
175	1	AL	201,082.75	2,011.00	2,671.45	0.00	0.00	0.00	0.00	(4,187.70)	0.00	0.00	(73,312.30)	128,265.20
176	1	AM	0.00	0.00	0.00	0.00	0.00	0.00	0.00	0.00	0.00	0.00	0.00	0.00
177	1	AN	104,681.29	8,489.00	2,000.13	0.00	0.00	0.00	0.00	0.00	0.00	0.00	0.00	115,170.42
178	1	AO	13.16	43,820.17	232.82	0.00	0.00	0.00	(8.00)	0.00	0.00	0.00	(5.16)	44,052.99
180	1	AQ	0.00	0.00	0.00	0.00	0.00	0.00	0.00	0.00	0.00	0.00	0.00	0.00
181	1	AR	259,716.32	16,012.00	4,903.02	0.00	0.00	0.00	0.00	0.00	0.00	0.00	0.00	280,631.34
182	1	AS	15,260.29	0.00	275.25	0.00	0.00	0.00	0.00	0.00	0.00	0.00	(260.29)	15,275.25
285	1	AU	130,343.98	0.00	2,336.93	0.00	0.00	0.00	0.00	(3,513.55)	0.00	0.00	0.00	129,167.36
184	1	AV	26,395.35	0.00	481.01	0.00	0.00	0.00	0.00	0.00	0.00	0.00	0.00	26,876.36
185	1	AW1	122,315.44	0.00	2,211.55	0.00	0.00	0.00	0.00	(1,595.08)	0.00	0.00	0.00	122,931.91
186	1	AW2	764.09	0.00	5.60	0.00	0.00	0.00	0.00	0.00	0.00	0.00	(764.09)	5.60
187	1	AX	1,766,860.63	0.00	23,129.24	0.00	0.00	0.00	0.00	(28,338.65)	0.00	0.00	(686,102.79)	1,075,548.43
188	1	AY	1,348.37	0.00	9.87	0.00	0.00	0.00	0.00	0.00	0.00	0.00	(1,348.37)	9.87
189	1	AZ	91,831.24	90,400.00	2,983.44	0.00	0.00	0.00	0.00	(1,450.45)	0.00	0.00	0.00	183,764.23
190	1	BC	375,221.55	(22,762.00)	5,471.66	0.00	(20,827.02)	0.00	0.00	(25,560.62)	238,586.95	19,448.27	(313,994.13)	255,584.66
191	1	BD	111,162.25	34,898.00	2,546.91	0.00	0.00	0.00	0.00	0.00	0.00	0.00	0.00	148,607.16
192	1	BE	802.52	0.00	11.64	0.00	(715.07)	0.00	(38.15)	0.00	0.00	0.00	0.00	60.94
193	1	BF	1,595.22	0.00	29.06	0.00	0.00	0.00	0.00	0.00	0.00	0.00	0.00	1,624.28
194	1	BG	12.24	0.00	0.09	0.00	0.00	0.00	0.00	0.00	0.00	0.00	(12.24)	0.09
195	1	BH	366,408.50	136,956.00	7,404.42	0.00	0.00	0.00	0.00	0.00	0.00	0.00	0.00	510,768.92
196	1	BJ	102,588.40	89,264.00	2,337.61	0.00	0.00	0.00	0.00	(544.40)	0.00	0.00	0.00	193,645.61
197	1	BK	1,138.29	0.00	8.31	0.00	0.00	0.00	0.00	(56.35)	0.00	0.00	(1,081.94)	8.31
198	1	BL	172,523.76	0.00	1,254.09	0.00	(2,438.92)	0.00	(2,839.35)	(3,313.81)	(143,844.16)	(20,087.52)	0.00	1,254.09
199	1	BM	427,167.07	8,012.00	6,850.99	0.00	(143,370.43)	0.00	(9,491.92)	(8,982.25)	0.00	0.00	0.00	280,185.46
200	1	BO	434,817.81	0.00	7,907.05	0.00	(1,562.00)	0.00	0.00	0.00	0.00	0.00	0.00	441,162.86
201	1	BP	419,360.73	0.00	7,641.97	0.00	0.00	0.00	0.00	0.00	0.00	0.00	0.00	427,002.70
202	1	BQ	81,809.32	0.00	1,472.85	0.00	(702.24)	0.00	(701.73)	0.00	0.00	0.00	0.00	81,878.20
203	1	BR	62,860.34	0.00	1,145.48	0.00	0.00	0.00	0.00	0.00	0.00	0.00	0.00	64,005.82
204	1	BS	1,006,474.57	431,888.00	24,008.81	0.00	0.00	0.00	0.00	(14,423.15)	0.00	0.00	0.00	1,447,948.23
205	1	BT	333,931.91	9,400.00	6,167.01	0.00	0.00	0.00	0.00	(1,895.95)	0.00	0.00	0.00	347,602.97
206	1	BU	0.00	0.00	0.00	0.00	0.00	0.00	0.00	0.00	0.00	0.00	0.00	0.00
209	1	BV	922,968.71	0.00	16,713.01	0.00	0.00	0.00	0.00	(9,739.40)	0.00	0.00	0.00	929,942.32
210	1	BW	40,763.03	0.00	298.48	0.00	0.00	0.00	0.00	(2,031.90)	0.00	0.00	(38,731.13)	298.48
211	1	BX	291,737.20	210,946.00	7,463.00	0.00	(42,394.87)	0.00	(67.30)	(7,732.10)	0.00	0.00	0.00	459,951.93
212	1	BY	31,661.77	393,841.00	2,681.91	0.00	0.00	0.00	0.00	(759.75)	0.00	0.00	(14,902.02)	412,522.91
280	1	BZ	168,537.98	40,640.00	3,667.29	0.00	0.00	0.00	0.00	0.00	0.00	0.00	0.00	212,845.27
213	1	CD	162,126.49	345,639.00	6,722.07	0.00	0.00	0.00	0.00	0.00	0.00	0.00	0.00	514,487.56
214	1	CE	92,630.06	0.00	1,684.87	0.00	0.00	0.00	0.00	(286.06)	0.00	0.00	0.00	94,028.87
215	1	CF	38,820.04	0.00	707.41	0.00	0.00	0.00	0.00	0.00	0.00	0.00	0.00	39,527.45
216	1	CG	177,637.78	15,052.00	3,463.78	0.00	0.00	0.00	0.00	(433.85)	0.00	0.00	0.00	195,719.71
217	1	CH	86,726.63	0.00	1,569.57	0.00	0.00	0.00	0.00	(993.55)	0.00	0.00	0.00	87,302.65
218	1	CI	41,432.08	0.00	741.64	0.00	(654.77)	0.00	(33.61)	(313.50)	0.00	0.00	0.00	41,171.84
219	1	CJ	313,243.16	0.00	5,703.49	0.00	0.00	0.00	0.00	(431.75)	0.00	0.00	0.00	318,514.90
220	1	CK	108.50	0.00	1.32	0.00	0.00	0.00	0.00	0.00	(60.85)	0.00	0.00	48.97
221	1	CL	108,034.81	4,280.00	1,993.18	0.00	0.00	0.00	0.00	0.00	0.00	0.00	(2,034.81)	112,273.18
222	1	CM	102,402.63	0.00	1,106.58	0.00	0.00	0.00	0.00	0.00	0.00	0.00	(52,402.63)	51,106.58
223	1	CN	0.33	0.00	0.00	0.00	0.00	0.00	0.00	0.00	0.00	0.00	0.00	0.33
224	1	CO1	120.91	0.00	0.87	0.00	0.00	0.00	0.00	0.00	0.00	0.00	(120.91)	0.87
226	1	CP	103,344.06	0.00	1,883.23	0.00	0.00	0.00	0.00	0.00	0.00	0.00	0.00	105,227.29
227	1	CQ	442,093.62	3,540.00	8,119.85	0.00	0.00	0.00	0.00	0.00	0.00	0.00	0.00	453,753.47
229	1	CS	31,724.57	(1,045.59)	1,722.75	0.00	9,880.41	0.00	0.00	(549.62)	0.00	0.00	0.00	41,732.52
231	1	CU	167,244.57	0.00	3,047.69	0.00	0.00	0.00	0.00	0.00	0.00	0.00	0.00	170,292.26
232	1	CV	59,127.90	0.00	1,077.48	0.00	0.00	0.00	0.00	0.00	0.00	0.00	0.00	60,205.38
233	1	CW	63,047.21	0.00	1,134.77	0.00	0.00	0.00	0.00	0.00	0.00	0.00	(1,296.21)	62,885.77
234	1	CX	19,748.84	0.00	356.20	0.00	0.00	0.00	0.00	(274.57)	0.00	0.00	(62.27)	19,768.20
235	1	CY	275,118.12	29,754.00	5,177.91	0.00	0.00	0.00	0.00	0.00	0.00	0.00	0.00	310,050.03
236	1	CZ	306,621.17	9,108.00	2,886.40	0.00	0.00	0.00	0.00	(5,762.55)	0.00	0.00	(189,000.00)	123,853.02
237	1	DE	188,279.45	32,430.00	3,978.01	0.00	(3,279.45)	0.00	0.00	0.00	0.00	0.00	0.00	221,408.01
238	1	DF	0.00	0.00	0.00	0.00	0.00	0.00	0.00	0.00	0.00	0.00	0.00	0.00
239	1	DG	3.22	0.00	0.02	0.00	0.00	0.00	0.00	0.00	0.00	(3.22)	0.00	0.02
240	1	DH	663,625.24	0.00	12,093.18	0.00	0.00	0.00	0.00	0.00	0.00	0.00	0.00	675,718.42
241	1	DI	0.00	0.00	0.00	0.00	0.00	0.00	0.00	0.00	0.00	0.00	0.00	0.00
243	1	DK	74,871.67	0.00	1,364.39	0.00	0.00	0.00	0.00	0.00	0.00	0.00	0.00	76,236.06
244	1	DL	16,982.02	0.00	124.35	0.00	0.00	0.00	0.00	(843.90)	0.00	(16,138.12)	0.00	124.35
245	1	DM	434,430.45	0.00	1,814.08	0.00	0.00	0.00	0.00	(21,654.90)	0.00	0.00	(400,000.00)	14,589.63
246	1	DN	288,652.78	0.00	4,911.21	0.00	(2,164.20)	0.00	(139.47)	(1,566.65)	(30,299.55)	0.00	0.00	259,394.12

**FRESNO METROPOLITAN FLOOD CONTROL DISTRICT
ANNUAL MITIGATION FEE ACT REPORT
BEGINNING AND ENDING ACCOUNT BALANCES-ZONE 1**

Exhibit No. 3

DA #	Zone	Drainage Area	Cash Balance 6/30/2022	Fee Receipts	Interest Earned	Fee Refunds	Developer Payments	Intra Loans	Admin Fees Due GF	MP Eng Review Fees Paid	SRF Principal	SRF Interest	Construction Advanced	Cash Balance 6/30/2023
247	1	DO	395,863.92	400,369.00	6,325.64	0.00	0.00	0.00	0.00	(5,152.10)	(136,000.00)	0.00	(136,000.00)	525,406.46
248	1	DP	436,003.68	439,149.00	10,227.89	0.00	(230,583.67)	0.00	(1,152.12)	(1,836.65)	0.00	0.00	0.00	651,808.13
249	1	DQ	994,080.04	0.00	18,115.05	0.00	0.00	0.00	0.00	0.00	0.00	0.00	0.00	1,012,195.09
251	1	DS	346,664.12	0.00	6,317.24	0.00	0.00	0.00	0.00	0.00	0.00	0.00	0.00	352,981.36
254	1	DV	200.90	0.00	1.47	0.00	0.00	0.00	0.00	(200.90)	0.00	0.00	0.00	1.47
259	1	EF	185,515.21	87,521.00	4,484.62	0.00	0.00	0.00	0.00	(170.95)	0.00	0.00	0.00	277,349.88
260	1	EG	104,540.92	(9,405.00)	1,853.51	0.00	0.00	0.00	0.00	(144.10)	0.00	0.00	0.00	96,845.33
261	1	EH	105,153.00	7,516.00	1,447.04	0.00	0.00	0.00	(234.02)	(2,690.95)	0.00	0.00	(50,228.03)	60,963.04
262	1	EI	0.00	0.00	0.00	0.00	0.00	0.00	0.00	0.00	0.00	0.00	0.00	0.00
263	1	EJ	5,480.51	10,539.00	98.49	0.00	(4,836.50)	0.00	(224.91)	(473.50)	(4,697.08)	0.00	0.00	5,886.01
264	1	EK	0.48	0.00	0.00	0.00	0.00	0.00	0.00	0.00	0.00	0.00	0.00	0.48
265	1	EL	0.00	0.00	0.00	0.00	0.00	0.00	0.00	0.00	0.00	0.00	0.00	0.00
266	1	EM	13,753.53	0.00	250.57	0.00	0.00	0.00	(5.69)	0.00	0.00	0.00	0.00	13,998.41
267	1	EN	412,351.99	0.00	7,514.26	0.00	0.00	0.00	0.00	0.00	0.00	0.00	0.00	419,866.25
268	1	EO	233,694.13	386,468.00	9,750.07	0.00	0.00	0.00	(5,407.44)	(12,615.75)	0.00	0.00	0.00	611,889.01
416	1	1G	2.71	0.00	0.04	0.00	0.00	0.00	0.00	0.00	0.00	0.00	0.00	2.75
417	1	3G	83,729.92	6,910.00	1,543.00	0.00	0.00	0.00	0.00	(1,787.90)	0.00	0.00	0.00	90,395.02
401	1	7C	546,066.72	30,497.00	10,185.18	0.00	0.00	0.00	0.00	(2,613.95)	0.00	0.00	0.00	584,134.95
402	1	7D	200,110.32	25,083.00	1,845.04	0.00	(67,816.64)	0.00	(59.50)	(6,428.95)	(75,971.23)	0.00	0.00	76,762.04
415	1	7H	2,111.05	48,634.00	194.30	0.00	0.00	0.00	0.00	(67.70)	0.00	0.00	(2,043.35)	48,828.30
		Zone 1	17,416,702.28	3,488,698.58	318,437.25	0.00	(506,641.63)	0.00	(26,124.11)	(188,913.06)	(152,445.01)	(16,780.59)	(2,086,038.18)	18,246,895.53

Exhibit No. 4

Annual Mitigation Fee Act Report

Checks Issued

FRESNO METROPOLITAN FLOOD CONTROL DISTRICT
FUND 02 - PPDA

Check Register and Administrative Fees Due GF

July 1, 2022 - June 30, 2023

Exhibit No 4

Exhibit No 4					2200	1921	1923	5660	5680	1922	4610					
DATE	CHECK NUMBER	PAYEE	DESCRIPTION	AREA #	CHECK AMOUNT				DEVELOPER PAYABLE	5% ADMIN FEE DUE GF	DEV PAYMENT S DUE GF	FEE REFUNDS 5660-2250	MPE FEES	5% MPE FEE DUE GF	DRAINAG E FEES	OTHER
					PPDA CASH 1810	REIMB 1140	LOANBACK 1850									
08/05/22	65-0296658	Manzen Alhindi and Anjanette Alhindi Tract 5608	Priority Reimbursement 1861(D)-AI-21	172	\$13,951.00				\$13,951.00							
08/26/22	65-0296659	DYP 6164, L.P. Tract 6164	Priority Reimbursement 1878(D)-DP-19	248	\$11,730.00				\$11,730.00							
08/31/22	65-0296660	The Center Fresno SPR 96-32	Partial Reimbursement 879(D)-AH	170	\$633.20				\$666.52	(\$33.32)						
09/09/22	65-0296661	CMC Steel Fabrication, Inc - VOID SPR 2006-202/TPM 2006-023	Partial Reimb No 1 Chk Req 1471(D)-LL-21	145												
09/16/22	65-0296662	Wilson Premier Homes, LLC Tract 6255	Immediate Reimbursement 1945(D)-DP-21	248	\$215,597.00				\$215,597.00							
09/30/22	65-0296663	CMC Steel Fabricators, Inc SPR 2006-202/TPM 2006-023	Partial Reimb No 1 Chk Req 1471(D)-LL-21	145	\$48,839.56				\$48,839.56							
10/21/22	65-0296664	Harmeet Riyar Tract 6266	Refund for overpayment of Drainage Fee APN 507-320-01	165					\$0.00			\$16,878.00				
11/04/22	65-0296665	Wathen-Castanos Hybrid Homes, Inc. Tracts 5486, 5542, 5544, CUSD School, Park	Partial Reimbursement #5 1372(D)-BX-15/17/19/22 Harlan Ranch Phase I	211	\$2,246.68				\$2,364.93	(\$118.25)						
11/04/22	65-0296666	Sunnyside Project, LLC Tract 5450	Partial Reimbursement No 8 PPDA Chk Req 1396(D)-BL-5/BL-8/BH	198	\$2,438.92				\$2,567.28	(\$128.36)						
11/04/22	65-0296667	KB Home South Bay, Inc. Tract 5169	Partial Reimb. No 2 1392(D)-CI-13/CK-9	218	\$654.77				\$689.23	(\$34.46)						
11/04/22	65-0296668	Precision Plastics CL SPR 2005-016	Final Cash Reimb No. 3 Chk Req 1474(D)-7D-27 Annual Reim	402	\$23,158.53				\$24,377.40	(\$1,218.87)						
11/04/22	65-0296669	Centex Homes Tract 5232/CUP 2004-079	Prtl Reimb #3 1427(D)-BM-24/BO-11	199	\$5,940.82				\$6,253.49	(\$312.67)						
11/04/22	65-0296670	Greyhawk, LLC CL SPR 2007-002A2	Partial Cash Reimb No. 1 Chk Req 1929(D)-7D-43 Annual Reimb	402	\$44,658.11				\$47,008.54	(\$2,350.43)						
11/04/22	65-0296671	City of Fresno CUP 2005-062 (Al Radka Park)	Reimb. No. 3 PPDA Chk Req 1359(D)-BO-10/BQ-8	202	\$702.24				\$739.20	(\$36.96)						
01/06/23	65-0296672	Granville at Barstow, Inc. Tract 5597, Tract 6037, Tract 6044	Partial Reimb No 5 Chk Req 1675(D)-EM-21 Superseded EM-22/EJ-4	263	\$80.77				\$85.02	(\$4.25)						
01/06/23	65-0296673	BN 5499 LP Tract 6191 Finalization	Priority Check Request 1930(D)-BO-34/BM	200	\$1,562.00				\$1,562.00							
02/03/23	65-0296674	The Center Fresno SPR 96-32	Partial Reimbursement #38 879(D)-AH	170	\$8,335.10				\$8,773.79	(\$438.69)						
02/03/23	65-0296675	Successor to the RDA of the City of Fresno Golden State Blvd and Buckingham Way	Prtl Reimb #2 Chk Req 1616(D)-AK-39	174	\$2,723.50				\$2,866.84	(\$143.34)						
02/24/23	65-0296676	Lennar Homes of California, Inc. Tract 5449	Partial Reimbursement No. 2 Chk Req 02-17-23 1831(D)-PP-19	149	\$3,987.25				\$4,197.11	(\$209.86)						
02/24/23	65-0296677	Ashlan/Highland No. 1, LP Tract 6080	Partial Reimbursement No. 2 Chk Req 1834(D)-DP-11	248	\$3,256.67				\$3,428.07	(\$171.40)						
03/31/23	65-0296633	- Reverse entries like it was never issued. State Dated - VOIDED by C	Partial Reimbursement 825-AG-14/AG-15	169	(\$30,443.46)				(\$32,045.75)	\$1,602.29						
04/07/23	65-0298901	KB Home South Bay, Inc. Tract 5235	Reimb. No. 14 Partial Reimbursement Request (BE Prtn) 1337(D)-BD-13/BE-10/BG-4	192	\$936.73				\$986.03	(\$49.30)						
05/19/23	65-0298902	Centex Homes Tract 5232, CUP 2004-079	Prtl Reimb #4 1427(D)-BM-24/BO-11	199	\$137,429.61				\$144,662.75	(\$7,233.14)						
05/26/23	65-0298903	6050 Enterprises, LP Tract 6050	Finalization Priority Check Request 1986(D)-BC-33/BY2 Immediate Reimbursement	190	\$22,762.00				\$22,762.00							
05/26/23	65-0298904	City of Clovis Clovis Tract 6342	Prtl Ovrpymnt Refund of \$375,112 trfd to Dist 4/13/23 NWC of Sunnyside Ave and Shepherd Ave	212					\$0.00			\$3,000.00				
05/26/23	65-0298905	DCTN3 389 Fresno CA, LLC CUP 2017-057	Finalization Check Request 1906(D)-EG-38/EH Immediate Reimbursement	260	\$9,405.00				\$9,405.00							

FRESNO METROPOLITAN FLOOD CONTROL DISTRICT
FUND 02 - PPDA
Check Register and Administrative Fees Due GF
July 1, 2022 - June 30, 2023

Exhibit No 4															
DATE	CHECK NUMBER	PAYEE	DESCRIPTION	AREA #	CHECK AMOUNT			DEVELOPER PAYABLE	5% ADMIN FEE DUE GF	DEV PAYMENT S DUE GF	FEE REFUNDS 5660-2250	MPE FEES	5% MPE FEE DUE GF	DRAINAGE FEES	OTHER
					PPDA CASH 1810	REIMB 1140	LOANBACK 1850								
06/23/23	65-0298906	Wathen-Castanos Hybrid Homes, Inc. Tracts 5486, 5542, 5539, 5544, CUSD School, F	Partial Reimbursement #6 1372(D)-BX-15/17/19/22 Harlan Ranch Phase I	211	\$40,148.19			\$42,261.25	(\$2,113.06)						
06/23/23	65-0298907	VOID						\$0.00							
06/23/23	65-0298908	Granville at Barstow, Inc. Tract 5597, Tract 6037, Tract 6044	Partial Reimb No 6 Chk Req 1675(D)-EM-21/EM-22/EJ-4	263	\$4,755.73			\$5,006.03	(\$250.30)						
06/23/23	65-0298909	Copper Ridge Estates LLC Tract 6087	Partial Reimbursement No. 3 1778(D)-DN-16 Tract 6087	246	\$2,164.20			\$2,278.11	(\$113.91)						
								\$0.00							
								\$0.00							
TOTAL					\$577,654.12	\$0.00	\$0.00	\$0.00	\$591,012.40	(\$13,358.28)	\$0.00	\$19,878.00	\$0.00	\$0.00	\$0.00
					\$597,532.12										

[HOME](#)

Exhibit No. 5

Annual Mitigation Fee Act Report

Current and Future Obligations – Zone 1 Drainage Areas

**FRESNO METROPOLITAN FLOOD CONTROL DISTRICT
ANNUAL MITIGATION FEE ACT REPORT
CURRENT AND FUTURE OBLIGATIONS-ZONE 1
Exhibit No. 5**

DA #	Zone	Drainage Area	Cash Balance 6/30/2023	Total Obligations	Total Current Obligations	Total Future Obligations
118	1	R	1.17	(538,241.55)	0.00	(538,241.55)
147	1	NN	117,404.95	(9,452,411.77)	(117,404.95)	(9,335,006.82)
164	1	AB	0.15	(1,705,501.82)	0.00	(1,705,501.82)
165	1	AC	124.38	(376,026.88)	(124.38)	(375,902.50)
166	1	AD	0.00	(791,332.92)	0.00	(791,332.92)
167	1	AE	239.00	(1,588,417.71)	(239.00)	(1,588,178.71)
168	1	AF	230,096.94	(722,878.81)	0.00	(722,878.81)
169	1	AG	30,983.12	(1,930,011.36)	(539.69)	(1,929,471.67)
170	1	AH	148,821.12	(5,154,674.53)	(145,883.90)	(5,008,790.63)
172	1	AI	0.00	(3,469,740.06)	0.00	(3,469,740.06)
173	1	AJ	358,118.48	(764,199.70)	(0.00)	(764,199.70)
174	1	AK	143,770.61	(3,845,216.21)	(17,574.64)	(3,827,641.57)
175	1	AL	128,265.20	(4,020,870.40)	(66,865.39)	(3,954,005.01)
176	1	AM	0.00	(878,426.69)	0.00	(878,426.69)
177	1	AN	115,170.42	(2,278,887.15)	(85,424.45)	(2,193,462.70)
178	1	AO	44,052.99	(6,205,663.57)	(44,052.99)	(6,161,610.58)
180	1	AQ	0.00	(7,291,054.52)	0.00	(7,291,054.52)
181	1	AR	280,631.34	(7,589,433.52)	(800.60)	(7,588,632.92)
182	1	AS	15,275.25	(13,934,623.67)	(15,275.25)	(13,919,348.42)
285	1	AU	129,167.36	(11,571,784.49)	0.00	(11,571,784.49)
184	1	AV	26,876.36	(4,166,341.07)	(26,876.36)	(4,139,464.71)
185	1	AW1	122,931.91	(1,624,838.13)	(122,931.91)	(1,501,906.22)
186	1	AW2	5.60	(1,118,429.97)	0.00	(1,118,429.97)
187	1	AX	1,075,548.43	(5,058,620.65)	(1,075,548.43)	(3,983,072.22)
188	1	AY	9.87	(2,061,108.67)	0.00	(2,061,108.67)
189	1	AZ	183,764.23	(3,529,274.94)	(5,520.00)	(3,523,754.94)
190	1	BC	255,584.66	(4,173,123.04)	(243,709.66)	(3,929,413.38)
191	1	BD	148,607.16	(2,151,338.93)	(28,744.90)	(2,122,594.03)
192	1	BE	60.94	(1,219,177.11)	(49.30)	(1,219,127.81)
193	1	BF	1,624.28	(4,315,966.18)	(1,200.00)	(4,314,766.18)
194	1	BG	0.09	(5,149,475.32)	0.00	(5,149,475.32)
195	1	BH	510,768.92	(2,474,789.71)	(510,768.92)	(1,964,020.79)
196	1	BJ	193,645.61	(2,211,742.40)	(4,463.20)	(2,207,279.20)
197	1	BK	8.31	(8,170,668.52)	0.00	(8,170,668.52)
198	1	BL	1,254.09	(6,660,338.04)	(627.04)	(6,659,711.00)
199	1	BM	280,185.46	(2,419,276.43)	(245,157.47)	(2,174,118.96)
200	1	BO	441,162.86	(5,238,026.46)	(441,162.86)	(4,796,863.60)
201	1	BP	427,002.70	(3,829,407.10)	(427,002.70)	(3,402,404.40)
202	1	BQ	81,878.20	(5,137,291.08)	(36.96)	(5,137,254.12)
203	1	BR	64,005.82	(8,068,772.39)	(64,005.82)	(8,004,766.57)
204	1	BS	1,447,948.23	(8,227,345.62)	(1,447,948.23)	(6,779,397.39)
205	1	BT	347,602.97	(6,739,898.74)	(347,602.97)	(6,392,295.77)
206	1	BU	0.00	(1,614,749.45)	0.00	(1,614,749.45)
209	1	BV	929,942.32	(1,438,859.90)	(320,000.00)	(1,118,859.90)
210	1	BW	298.48	(5,053,024.71)	(298.48)	(5,052,726.23)
211	1	BX	459,951.93	(6,245,852.13)	(456,220.43)	(5,789,631.70)
212	1	BY	412,522.91	(10,985,707.77)	(396,883.91)	(10,588,823.86)
280	1	BZ	212,845.27	(1,365,892.78)	(212,845.27)	(1,153,047.51)
213	1	CD	514,487.56	(6,029,443.17)	(17,261.95)	(6,012,161.22)
214	1	CE	94,028.87	(8,476,248.48)	(94,028.87)	(8,382,219.61)
215	1	CF	39,527.45	(7,365,514.51)	0.00	(7,365,514.51)
216	1	CG	195,719.71	(9,192,534.17)	(752.60)	(9,191,781.57)
217	1	CH	87,302.65	(9,476,547.66)	(87,302.65)	(9,389,245.01)
218	1	CI	41,171.84	(1,998,854.48)	(34.46)	(1,998,820.02)
219	1	CJ	318,514.90	(9,183,944.04)	(318,514.90)	(8,865,429.14)
220	1	CK	48.97	(6,449,347.52)	0.00	(6,449,347.52)
221	1	CL	112,273.18	(1,933,572.39)	(112,273.18)	(1,821,299.21)
222	1	CM	51,106.58	(398,019.33)	(51,106.58)	(346,912.75)
223	1	CN	0.33	(470,088.97)	0.00	(470,088.97)
224	1	CO1	0.87	(628,971.17)	0.00	(628,971.17)
226	1	CP	105,227.29	(4,483,266.26)	0.00	(4,483,266.26)
227	1	CQ	453,753.47	(5,602,295.17)	(453,753.47)	(5,148,541.70)
229	1	CS	41,732.52	(7,575,330.63)	(41,732.52)	(7,533,598.11)
231	1	CU	170,292.26	(3,897,367.76)	(170,292.26)	(3,727,075.50)
232	1	CV	60,205.38	(1,686,039.98)	0.00	(1,686,039.98)
233	1	CW	62,885.77	(830,511.22)	(62,885.77)	(767,625.45)
234	1	CX	19,768.20	(441,366.84)	(19,768.20)	(421,598.64)
235	1	CY	310,050.03	(400,737.80)	(1,487.70)	(399,250.10)
236	1	CZ	123,853.02	(133,322.01)	(455.40)	(132,866.61)
237	1	DE	221,408.01	(972,697.56)	(221,408.01)	(751,289.55)
238	1	DF	0.00	(246,127.41)	0.00	(246,127.41)
239	1	DG	0.02	(549,007.18)	0.00	(549,007.18)
240	1	DH	675,718.42	(1,361,680.88)	(258,825.00)	(1,102,855.88)
241	1	DI	0.00	(534,418.49)	0.00	(534,418.49)

**FRESNO METROPOLITAN FLOOD CONTROL DISTRICT
ANNUAL MITIGATION FEE ACT REPORT
CURRENT AND FUTURE OBLIGATIONS-ZONE 1
Exhibit No. 5**

DA #	Zone	Drainage Area	Cash Balance 6/30/2023	Total Obligations	Total Current Obligations	Total Future Obligations
243	1	DK	76,236.06	(2,142,739.31)	(76,236.06)	(2,066,503.25)
244	1	DL	124.35	(4,679,293.94)	(124.35)	(4,679,169.59)
245	1	DM	14,589.63	(11,410,236.76)	(14,589.63)	(11,395,647.13)
246	1	DN	259,394.12	(9,381,142.66)	(256,938.51)	(9,124,204.15)
247	1	DO	525,406.46	(7,232,147.90)	(245,363.21)	(6,986,784.69)
248	1	DP	651,808.13	(14,386,888.04)	(606,849.88)	(13,780,038.16)
249	1	DQ	1,012,195.09	(7,192,905.89)	(1,012,195.00)	(6,180,710.89)
251	1	DS	352,981.36	(21,596,222.43)	0.00	(21,596,222.43)
254	1	DV	1.47	(7,320,033.74)	0.00	(7,320,033.74)
259	1	EF	277,349.88	(2,335,181.76)	(277,349.88)	(2,057,831.88)
260	1	EG	96,845.33	(1,137,847.89)	(96,845.33)	(1,041,002.56)
261	1	EH	60,963.04	(5,778,211.06)	(60,963.04)	(5,717,248.02)
262	1	EI	0.00	(2,867,224.79)	0.00	(2,867,224.79)
263	1	EJ	5,886.01	(5,043,919.25)	(5,836.76)	(5,038,082.49)
264	1	EK	0.48	(405,249.54)	0.00	(405,249.54)
265	1	EL	0.00	(893,907.08)	0.00	(893,907.08)
266	1	EM	13,998.41	(2,526,080.38)	(13,513.79)	(2,512,566.59)
267	1	EN	419,866.25	(7,872,779.95)	(419,866.25)	(7,452,913.70)
268	1	EO	611,889.01	(4,639,479.04)	(44,323.40)	(4,595,155.64)
416	1	1G	2.75	(750,133.11)	0.00	(750,133.11)
417	1	3G	90,395.02	(1,531,360.58)	(345.50)	(1,531,015.08)
401	1	7C	584,134.95	(1,391,268.39)	(311,524.85)	(1,079,743.54)
402	1	7D	76,762.04	(3,381,706.12)	(76,762.04)	(3,304,944.08)
415	1	7H	48,828.30	(6,025,573.30)	(48,828.30)	(5,976,745.00)
Zone 1			18,246,895.53	(426,797,522.56)	(12,354,149.36)	(414,443,373.20)

FRESNO METROPOLITAN FLOOD CONTROL DISTRICT												
FUND 02 - PPDA Current Obligations												
Exhibit No. 5												
DA #	Zone	Drainage Area	Total Current Obligations	Immediate Reimbursement	Budgeted Projects	Admin Fees Due GF	MP Engineering Fees Due GF	GF Advanced Developer Agreements	Loan Back Paid	SRF Principal Transfer	SRF Interest Transfer	Construction Transfer
118	1	R	0.00	0.00	0.00	0.00	0.00	0.00	0.00	0.00	0.00	0.00
147	1	NN	(117,404.95)	0.00	(117,404.95)	0.00	0.00	0.00	0.00	0.00	0.00	0.00
164	1	AB	0.00	0.00	0.00	0.00	0.00	0.00	0.00	0.00	0.00	0.00
165	1	AC	(124.38)	0.00	0.00	0.00	0.00	0.00	0.00	0.00	0.00	(124.38)
166	1	AD	0.00	0.00	0.00	0.00	0.00	0.00	0.00	0.00	0.00	0.00
167	1	AE	(239.00)	0.00	0.00	0.00	0.00	0.00	0.00	0.00	0.00	(239.00)
168	1	AF	0.00	0.00	0.00	0.00	0.00	0.00	0.00	0.00	0.00	0.00
169	1	AG	(539.69)	0.00	0.00	0.00	0.00	0.00	0.00	0.00	0.00	(539.69)
170	1	AH	(145,883.90)	0.00	(140,700.94)	(472.01)	(4,710.95)	0.00	0.00	0.00	0.00	0.00
172	1	AI	0.00	0.00	0.00	0.00	0.00	0.00	0.00	0.00	0.00	0.00
173	1	AJ	(0.00)	0.00	0.00	0.00	0.00	0.00	0.00	0.00	0.00	(0.00)
174	1	AK	(17,574.64)	(16,000.00)	0.00	(143.34)	(1,431.30)	0.00	0.00	0.00	0.00	0.00
175	1	AL	(66,865.39)	0.00	(66,764.84)	0.00	(100.55)	0.00	0.00	0.00	0.00	0.00
176	1	AM	0.00	0.00	0.00	0.00	0.00	0.00	0.00	0.00	0.00	0.00
177	1	AN	(85,424.45)	0.00	(85,000.00)	0.00	(424.45)	0.00	0.00	0.00	0.00	0.00
178	1	AO	(44,052.99)	0.00	0.00	0.00	(2,191.01)	0.00	0.00	0.00	0.00	(41,861.98)
180	1	AQ	0.00	0.00	0.00	0.00	0.00	0.00	0.00	0.00	0.00	0.00
181	1	AR	(800.60)	0.00	0.00	0.00	(800.60)	0.00	0.00	0.00	0.00	0.00
182	1	AS	(15,275.25)	(15,000.00)	0.00	0.00	0.00	0.00	0.00	0.00	0.00	(275.25)
285	1	AU	0.00	0.00	0.00	0.00	0.00	0.00	0.00	0.00	0.00	0.00
184	1	AV	(26,876.36)	(26,876.36)	0.00	0.00	0.00	0.00	0.00	0.00	0.00	0.00
185	1	AW1	(122,931.91)	(120,720.36)	0.00	0.00	(642.94)	0.00	0.00	0.00	0.00	(1,568.61)
186	1	AW2	0.00	0.00	0.00	0.00	0.00	0.00	0.00	0.00	0.00	0.00
187	1	AX	(1,075,548.43)	(785,548.43)	(290,000.00)	0.00	0.00	0.00	0.00	0.00	0.00	0.00
188	1	AY	0.00	0.00	0.00	0.00	0.00	0.00	0.00	0.00	0.00	0.00
189	1	AZ	(5,520.00)	(1,000.00)	0.00	0.00	(4,520.00)	0.00	0.00	0.00	0.00	0.00
190	1	BA	(243,709.66)	0.00	(240,000.00)	0.00	0.00	0.00	0.00	(3,709.66)	0.00	0.00
191	1	BD	(28,744.90)	0.00	(27,000.00)	0.00	(1,744.90)	0.00	0.00	0.00	0.00	0.00
192	1	BE	(49.30)	0.00	0.00	(49.30)	0.00	0.00	0.00	0.00	0.00	0.00
193	1	BF	(1,200.00)	(1,200.00)	0.00	0.00	0.00	0.00	0.00	0.00	0.00	0.00
194	1	BG	0.00	0.00	0.00	0.00	0.00	0.00	0.00	0.00	0.00	0.00
195	1	BH	(510,768.92)	(10,000.00)	(493,921.12)	0.00	(6,847.80)	0.00	0.00	0.00	0.00	0.00
196	1	BJ	(4,463.20)	0.00	0.00	0.00	(4,463.20)	0.00	0.00	0.00	0.00	0.00
197	1	BK	0.00	0.00	0.00	0.00	0.00	0.00	0.00	0.00	0.00	0.00
198	1	BL	(627.04)	0.00	0.00	0.00	(627.04)	0.00	0.00	0.00	0.00	0.00
199	1	BM	(245,157.47)	(108,154.00)	(129,057.06)	(7,545.81)	(400.60)	0.00	0.00	0.00	0.00	0.00
200	1	BQ	(441,162.86)	(441,162.86)	0.00	0.00	0.00	0.00	0.00	0.00	0.00	0.00
201	1	BP	(427,002.70)	(427,002.70)	0.00	0.00	0.00	0.00	0.00	0.00	0.00	0.00
202	1	BQ	(36.96)	0.00	0.00	(36.96)	0.00	0.00	0.00	0.00	0.00	0.00
203	1	BR	(64,005.82)	(64,005.82)	0.00	0.00	0.00	0.00	0.00	0.00	0.00	0.00
204	1	BS	(1,447,948.23)	(22,866.62)	(1,370,279.61)	0.00	(48,217.70)	0.00	0.00	0.00	0.00	(6,584.30)
205	1	BT	(347,602.97)	0.00	(347,132.97)	0.00	(470.00)	0.00	0.00	0.00	0.00	0.00
206	1	BU	0.00	0.00	0.00	0.00	0.00	0.00	0.00	0.00	0.00	0.00
209	1	BV	(320,000.00)	(20,000.00)	(300,000.00)	0.00	0.00	0.00	0.00	0.00	0.00	0.00
210	1	BW	(298.48)	0.00	0.00	0.00	0.00	0.00	0.00	0.00	0.00	(298.48)
211	1	BX	(456,220.43)	(77,000.00)	(366,001.52)	(2,231.31)	(10,547.30)	0.00	0.00	(440.30)	0.00	0.00
212	1	BY	(396,883.91)	0.00	0.00	0.00	(19,692.05)	0.00	0.00	0.00	0.00	(377,191.86)
280	1	BZ	(212,845.27)	0.00	(208,840.22)	0.00	(2,032.00)	0.00	0.00	(1,973.05)	0.00	0.00
213	1	CD	(17,281.95)	0.00	0.00	0.00	(17,281.95)	0.00	0.00	0.00	0.00	0.00
214	1	CE	(94,028.87)	(92,344.00)	0.00	0.00	(1,684.87)	0.00	0.00	0.00	0.00	0.00
215	1	CF	0.00	0.00	0.00	0.00	0.00	0.00	0.00	0.00	0.00	0.00
216	1	CG	(752.60)	0.00	0.00	0.00	(752.60)	0.00	0.00	0.00	0.00	(0.00)
217	1	CH	(87,302.65)	0.00	(87,302.65)	0.00	0.00	0.00	0.00	0.00	0.00	0.00
218	1	CI	(34.46)	0.00	0.00	(34.46)	0.00	0.00	0.00	0.00	0.00	0.00
219	1	CJ	(318,514.90)	0.00	(318,514.90)	0.00	0.00	0.00	0.00	0.00	0.00	0.00
220	1	CK	0.00	0.00	0.00	0.00	0.00	0.00	0.00	0.00	0.00	0.00
221	1	CL	(112,273.18)	(6,000.00)	(106,059.18)	0.00	(214.00)	0.00	0.00	0.00	0.00	0.00
222	1	CM	(51,106.58)	0.00	0.00	0.00	0.00	0.00	0.00	0.00	0.00	(51,106.58)
223	1	CN	0.00	0.00	0.00	0.00	0.00	0.00	0.00	0.00	0.00	0.00
224	1	CO1	0.00	0.00	0.00	0.00	0.00	0.00	0.00	0.00	0.00	0.00
226	1	CP	0.00	0.00	0.00	0.00	0.00	0.00	0.00	0.00	0.00	0.00
227	1	CQ	(453,753.47)	0.00	(453,576.47)	0.00	(177.00)	0.00	0.00	0.00	0.00	0.00
229	1	CS	(41,732.52)	0.00	(40,796.76)	0.00	(935.76)	0.00	0.00	0.00	0.00	0.00
231	1	CU	(170,292.26)	(170,292.26)	0.00	0.00	0.00	0.00	0.00	0.00	0.00	0.00
232	1	CV	0.00	0.00	0.00	0.00	0.00	0.00	0.00	0.00	0.00	0.00
233	1	CW	(62,885.77)	(61,751.00)	0.00	0.00	0.00	0.00	0.00	0.00	0.00	(1,134.77)
234	1	CX	(19,768.20)	(19,412.00)	0.00	0.00	0.00	0.00	0.00	0.00	0.00	(356.20)
235	1	CY	(1,487.70)	0.00	0.00	0.00	(1,487.70)	0.00	0.00	0.00	0.00	(0.00)
236	1	CZ	(455.40)	0.00	0.00	0.00	(455.40)	0.00	0.00	0.00	0.00	0.00
237	1	DE	(221,408.01)	0.00	(200,000.00)	0.00	(8,257.20)	0.00	(13,150.81)	0.00	0.00	0.00
238	1	DF	0.00	0.00	0.00	0.00	0.00	0.00	0.00	0.00	0.00	0.00
239	1	DG	0.00	0.00	0.00	0.00	0.00	0.00	0.00	0.00	0.00	0.00
240	1	DH	(258,825.00)	(33,825.00)	(225,000.00)	0.00	0.00	0.00	0.00	0.00	0.00	(0.00)
241	1	DI	0.00	0.00	0.00	0.00	0.00	0.00	0.00	0.00	0.00	0.00
243	1	DK	(76,236.06)	0.00	(76,236.06)	0.00	0.00	0.00	0.00	0.00	0.00	0.00
244	1	DL	(124.35)	0.00	0.00	0.00	(124.35)	0.00	0.00	0.00	0.00	0.00
245	1	DM	(14,589.63)	(2,000.00)	0.00	0.00	(12,589.63)	0.00	0.00	0.00	0.00	0.00
246	1	DN	(256,938.51)	(254,369.00)	0.00	(113.91)	0.00	0.00	0.00	(2,455.60)	0.00	0.00
247	1	DO	(245,363.21)	(18,879.26)	0.00	0.00	(20,018.45)	0.00	0.00	(206,465.50)	0.00	0.00
248	1	DP	(606,849.88)	(346,123.00)	(238,598.03)	(171.40)	(21,957.45)	0.00	0.00	0.00	0.00	0.00
249	1	DQ	(1,012,195.00)	0.00	(1,012,195.00)	0.00	0.00	0.00	0.00	0.00	0.00	0.00
251	1	DS	0.00	0.00	0.00	0.00	0.00	0.00	0.00	0.00	0.00	0.00
254	1	DV	0.00	0.00	0.00	0.00	0.00	0.00	0.00	0.00	0.00	0.00
259	1	EF	(277,349.88)	0.00	(272,973.83)	0.00	(4,376.05)	0.00	0.00	0.00	0.00	0.00
260	1	EG	(96,845.33)	0.00	(96,845.33)	0.00	0.00	0.00	0.00	0.00	0.00	0.00
261	1	EH	(60,963.04)	(52,000.00)	0.00	0.00	(375.80)	0.00	0.00	0.00	0.00	(8,587.24)

FRESNO METROPOLITAN FLOOD CONTROL DISTRICT

FUND 02 - PPDA Current Obligations

Exhibit No. 5

DA #	Zone	Drainage Area	Total Current Obligations	Immediate Reimbursement	Budgeted Projects	Admin Fees Due GF	MP Engineering Fees Due GF	GF Advanced Developer Agreements	Loan Back Paid	SRF Principal Transfer	SRF Interest Transfer	Construction Transfer
262	1	EI	0.00	0.00	0.00	0.00	0.00	0.00	0.00	0.00	0.00	0.00
263	1	EJ	(5,836.76)	0.00	0.00	(254.55)	(526.95)	0.00	0.00	(5,055.26)	0.00	0.00
264	1	EK	0.00	0.00	0.00	0.00	0.00	0.00	0.00	0.00	0.00	0.00
265	1	EL	0.00	0.00	0.00	0.00	0.00	0.00	0.00	0.00	0.00	0.00
266	1	EM	(13,513.79)	0.00	(13,513.79)	0.00	0.00	0.00	0.00	0.00	0.00	0.00
267	1	EN	(419,866.25)	0.00	(419,866.25)	0.00	0.00	0.00	0.00	0.00	0.00	0.00
268	1	EO	(44,323.40)	(25,000.00)	0.00	0.00	(19,323.40)	0.00	0.00	0.00	0.00	0.00
416	1	1G	0.00	0.00	0.00	0.00	0.00	0.00	0.00	0.00	0.00	0.00
417	1	3G	(345.50)	0.00	0.00	0.00	(345.50)	0.00	0.00	0.00	0.00	0.00
401	1	7C	(311,524.85)	(30,000.00)	(280,000.00)	0.00	(1,524.85)	0.00	0.00	0.00	0.00	(0.00)
402	1	7D	(76,762.04)	(49,834.00)	0.00	(3,569.30)	(1,254.15)	0.00	0.00	(22,104.59)	0.00	0.00
415	1	7H	(48,828.30)	(9,000.00)	0.00	0.00	(2,431.70)	0.00	0.00	0.00	0.00	(37,396.60)
Zone 1			(12,354,149.36)	(3,307,366.67)	(8,023,581.48)	(14,622.35)	(225,959.15)	0.00	(13,150.81)	(242,203.96)	0.00	(527,264.94)

FRESNO METROPOLITAN FLOOD CONTROL DISTRICT

FUND 02 - PPDA Future Obligations

Exhibit No. 5

DA #	Zone	Drainage Area	Total Future Obligations	PPDA Admin Fees	Master-Plan Engineering Fees	GF Advanced Developer Agreements	Due to GF SRF Principal & Interest	Developer Reimbursements	Remaining Construction Reimbursements	New Construction
118	1	R	(538,241.55)	0.00	(39,302.45)	0.00	(240,523.56)	(129,569.00)	(73,323.32)	(55,523.22)
147	1	NN	(9,335,006.82)	0.00	0.00	0.00	0.00	(133,033.00)	(1,829,199.32)	(7,372,774.50)
164	1	AB	(1,705,501.82)	0.00	0.00	0.00	0.00	0.00	(1,145,112.98)	(560,388.84)
165	1	AC	(375,902.50)	0.00	0.00	0.00	0.00	0.00	(375,902.50)	0.00
166	1	AD	(791,332.92)	0.00	0.00	0.00	0.00	0.00	(306,557.42)	(484,775.50)
167	1	AE	(1,588,178.71)	0.00	0.00	0.00	0.00	0.00	(33,191.72)	(1,554,986.99)
168	1	AF	(722,878.81)	0.00	0.00	0.00	0.00	0.00	0.00	(722,878.81)
169	1	AG	(1,929,471.67)	0.00	0.00	0.00	0.00	(248,848.00)	(913,720.04)	(766,903.63)
170	1	AH	(5,008,790.63)	0.00	0.00	0.00	0.00	(42,508.26)	(1,419,073.90)	(3,547,208.47)
172	1	AI	(3,469,740.06)	(35.70)	(10,689.95)	(7,737.79)	0.00	(97,488.09)	(943,893.85)	(2,409,894.68)
173	1	AJ	(764,199.70)	0.00	0.00	0.00	0.00	0.00	(764,199.70)	0.00
174	1	AK	(3,827,641.57)	0.00	0.00	0.00	0.00	(103,393.56)	1,313.40	(3,725,561.41)
175	1	AL	(3,954,005.01)	0.00	0.00	0.00	0.00	(249,017.00)	(271,501.00)	(3,433,487.01)
176	1	AM	(876,426.69)	0.00	0.00	0.00	0.00	0.00	(10,152.27)	(868,274.42)
177	1	AN	(2,193,462.70)	0.00	0.00	0.00	0.00	0.00	0.00	(2,193,462.70)
178	1	AO	(6,161,610.58)	0.00	0.00	0.00	0.00	0.00	(119,323.33)	(6,042,287.25)
180	1	AQ	(7,291,054.52)	0.00	0.00	0.00	(627,968.51)	0.00	(425,050.42)	(6,238,035.59)
181	1	AR	(7,588,632.92)	0.00	0.00	0.00	0.00	0.00	0.00	(7,588,632.92)
182	1	AS	(13,919,348.42)	0.00	0.00	0.00	0.00	0.00	(119,088.46)	(13,800,259.96)
285	1	AU	(11,571,784.49)	0.00	0.00	0.00	0.00	0.00	0.00	(11,571,784.49)
184	1	AV	(4,139,464.71)	0.00	0.00	0.00	0.00	(9,007.00)	(24,354.75)	(4,106,102.96)
185	1	AW1	(1,501,906.22)	0.00	0.00	0.00	0.00	0.00	(494,558.24)	(1,007,347.98)
186	1	AW2	(1,118,429.97)	0.00	0.00	0.00	0.00	0.00	(56,646.71)	(1,061,783.26)
187	1	AX	(3,983,072.22)	0.00	0.00	0.00	0.00	0.00	(346,102.79)	(3,636,969.43)
188	1	AY	(2,061,108.67)	0.00	0.00	(13,369.88)	(63,726.21)	0.00	(125,869.06)	(1,858,143.52)
189	1	AZ	(3,523,754.94)	0.00	0.00	0.00	0.00	0.00	0.00	(3,523,754.94)
190	1	BC	(3,929,413.38)	0.00	(1,138.10)	(32,702.02)	(131,070.24)	0.00	(500,341.63)	(3,264,161.39)
191	1	BD	(2,122,594.03)	0.00	0.00	0.00	0.00	0.00	(138.00)	(2,122,456.03)
192	1	BE	(1,219,127.81)	0.00	0.00	(221.66)	0.00	(23,106.85)	52,910.00	(1,248,709.30)
193	1	BF	(4,314,766.18)	0.00	0.00	0.00	0.00	0.00	34,530.52	(4,349,296.70)
194	1	BG	(5,149,475.32)	0.00	0.00	0.00	0.00	0.00	(1,310,678.49)	(3,838,796.83)
195	1	BH	(1,964,020.79)	0.00	0.00	0.00	0.00	0.00	(3,880.01)	(1,960,140.78)
196	1	BJ	(2,207,279.20)	0.00	0.00	0.00	0.00	0.00	0.00	(2,207,279.20)
197	1	BK	(8,170,668.52)	0.00	0.00	0.00	0.00	0.00	(343,810.45)	(7,826,858.07)
198	1	BL	(6,659,711.00)	(128.36)	(18,986.75)	(2,337.25)	(354,991.15)	(119,777.21)	(695,762.27)	(5,467,728.01)
199	1	BM	(2,174,118.96)	0.00	(71,436.16)	0.00	0.00	(781,634.30)	(912,252.60)	(408,795.90)
200	1	BO	(4,796,863.60)	(2,640.55)	(21,679.14)	0.00	0.00	0.00	(2,042,084.16)	(2,730,459.75)
201	1	BP	(3,402,404.40)	0.00	0.00	0.00	0.00	0.00	(0.00)	(3,402,404.40)
202	1	BQ	(5,137,254.12)	0.00	(31,867.00)	(2,303.28)	(260,324.10)	(405,833.61)	(485,201.45)	(3,951,724.68)
203	1	BR	(8,004,766.57)	0.00	0.00	0.00	0.00	0.00	0.00	(8,004,766.57)
204	1	BS	(6,779,397.39)	0.00	0.00	0.00	0.00	164,185.38	(1,504,060.84)	(5,439,521.93)
205	1	BT	(6,392,295.77)	0.00	(13,368.85)	(66,638.84)	(930,956.67)	(1,259,043.00)	(336,346.67)	(3,785,941.74)
206	1	BU	(1,614,749.45)	0.00	0.00	0.00	0.00	(418,284.73)	(521,153.00)	(675,311.72)
209	1	BV	(1,118,859.90)	0.00	0.00	0.00	0.00	(48,694.00)	(276.00)	(1,069,889.90)
210	1	BW	(5,052,726.23)	0.00	0.00	0.00	0.00	0.00	(636,392.48)	(4,416,333.75)
211	1	BX	(5,789,631.70)	0.00	(157,533.15)	(38,124.73)	(936,612.68)	(185,628.71)	(418,146.86)	(4,053,585.57)
212	1	BY	(10,588,823.86)	0.00	0.00	0.00	0.00	0.00	(812,479.27)	(9,776,344.59)
280	1	BZ	(1,153,047.51)	0.00	0.00	(30,580.94)	(96,662.06)	0.00	(140,801.04)	(885,003.47)
213	1	CD	(6,012,161.22)	0.00	0.00	0.00	0.00	0.00	0.00	(6,012,161.22)
214	1	CE	(8,382,219.61)	0.00	(2,646.27)	0.00	0.00	0.00	(79,223.63)	(8,300,349.71)
215	1	CF	(7,365,514.51)	0.00	(3,044.80)	0.00	0.00	0.00	6,088.73	(7,368,558.44)
216	1	CG	(9,191,781.57)	0.00	0.00	0.00	0.00	0.00	(0.00)	(9,191,781.57)
217	1	CH	(9,389,245.01)	0.00	0.00	0.00	0.00	0.00	(12,000.00)	(9,377,245.01)
218	1	CI	(1,998,820.02)	0.00	0.00	0.00	0.00	(295,110.13)	0.00	(1,703,709.89)
219	1	CJ	(8,865,429.14)	0.00	(284.15)	0.00	0.00	0.00	0.00	(8,865,144.99)
220	1	CK	(6,449,347.52)	0.00	(20,627.80)	0.00	(45,963.39)	(30,114.00)	(3,020.00)	(6,349,622.33)
221	1	CL	(1,821,299.21)	0.00	0.00	0.00	0.00	0.00	(960,368.62)	(860,930.59)
222	1	CM	(346,912.75)	0.00	0.00	0.00	0.00	0.00	(11,405.72)	(335,507.03)
223	1	CN	(470,088.97)	0.00	0.00	0.00	0.00	0.00	(313,627.64)	(156,461.33)
224	1	CO1	(628,971.17)	0.00	0.00	0.00	0.00	0.00	(560,018.64)	(68,952.53)
226	1	CP	(4,483,266.26)	0.00	0.00	0.00	0.00	0.00	0.00	(4,483,266.26)
227	1	CQ	(5,148,541.70)	0.00	0.00	0.00	(3,622.21)	0.00	(844,637.37)	(4,300,282.12)
229	1	CS	(7,533,598.11)	0.00	(6,250.00)	0.00	0.00	(18,197.84)	(153,763.18)	(7,355,387.09)
231	1	CU	(3,727,075.50)	0.00	(5,731.04)	0.00	(253,390.00)	0.00	(20,586.18)	(3,447,368.28)
232	1	CV	(1,686,039.98)	0.00	0.00	0.00	0.00	0.00	0.00	(1,686,039.98)
233	1	CW	(767,625.45)	0.00	0.00	0.00	0.00	0.00	(126,969.79)	(640,655.66)
234	1	CX	(421,598.64)	0.00	0.00	0.00	0.00	0.00	(157,264.94)	(264,333.70)
235	1	CY	(399,250.10)	0.00	0.00	0.00	0.00	0.00	(0.00)	(399,250.10)
236	1	CZ	(132,866.61)	0.00	0.00	0.00	0.00	0.00	0.00	(132,866.61)
237	1	DE	(751,289.55)	0.00	(1,145.88)	0.00	0.00	0.00	(0.00)	(750,143.67)
238	1	DF	(246,127.41)	0.00	0.00	0.00	0.00	0.00	(246,127.41)	0.00
239	1	DG	(549,007.18)	0.00	0.00	0.00	(297,116.88)	(11,127.19)	(229,763.11)	(11,000.00)
240	1	DH	(1,102,855.88)	0.00	0.00	0.00	0.00	(924,257.68)	(0.00)	(178,598.20)
241	1	DI	(534,418.49)	0.00	0.00	0.00	0.00	(499,887.39)	(8,241.10)	(26,290.00)
243	1	DK	(2,066,503.25)	0.00	0.00	0.00	0.00	0.00	(0.00)	(2,066,503.25)

FRESNO METROPOLITAN FLOOD CONTROL DISTRICT

FUND 02 - PPDA Future Obligations

Exhibit No. 5

DA #	Zone	Drainage Area	Total Future Obligations	PPDA Admin Fees	Master-Plan Engineering Fees	GF Advanced Developer Agreements	Due to GF SRF Principal & Interest	Developer Reimbursements	Remaining Construction Reimbursements	New Construction
244	1	DL	(4,679,169.59)	0.00	(719.55)	0.00	(429,788.51)	0.00	(171,487.17)	(4,077,174.36)
245	1	DM	(11,395,647.13)	0.00	(9,065.27)	0.00	(784,813.99)	0.00	(34,747.50)	(10,567,020.37)
246	1	DN	(9,124,204.15)	0.00	(30,055.90)	0.00	(312,528.43)	(2,502,568.22)	(394,105.29)	(5,884,946.31)
247	1	DO	(6,986,784.69)	0.00	(88,001.00)	(68,617.79)	(605,270.98)	(430,916.26)	(801,677.02)	(4,992,301.64)
248	1	DP	(13,780,038.16)	0.00	(52,217.85)	0.00	(396,456.60)	(734,356.58)	(207,774.79)	(12,389,232.34)
249	1	DQ	(6,180,710.89)	0.00	0.00	0.00	0.00	0.00	1,999.99	(6,182,710.88)
251	1	DS	(21,596,222.43)	0.00	0.00	0.00	0.00	0.00	0.00	(21,596,222.43)
254	1	DV	(7,320,033.74)	0.00	(6,443.29)	0.00	0.00	0.00	(19,915.04)	(7,293,675.41)
259	1	EF	(2,057,831.88)	0.00	0.00	0.00	0.00	0.00	0.00	(2,057,831.88)
260	1	EG	(1,041,002.56)	0.00	(1,557.20)	0.00	(402,239.19)	0.00	(451,908.39)	(185,297.78)
261	1	EH	(5,717,248.02)	0.00	0.00	0.00	0.00	0.00	(1,211,858.16)	(4,505,389.86)
262	1	EI	(2,867,224.79)	0.00	(329.75)	0.00	(176,831.24)	0.00	(60,459.25)	(2,629,604.55)
263	1	EJ	(5,038,082.49)	0.00	(22,753.20)	0.00	(12,227.62)	(63,609.74)	(4,956.89)	(4,934,535.04)
264	1	EK	(405,249.54)	0.00	0.00	0.00	0.00	0.00	(148,483.40)	(256,766.14)
265	1	EL	(893,907.08)	0.00	0.00	0.00	0.00	0.00	(87,546.81)	(806,360.27)
266	1	EM	(2,512,566.59)	0.00	(1,402.03)	0.00	0.00	0.00	(223,747.67)	(2,287,416.89)
267	1	EN	(7,452,913.70)	0.00	0.00	0.00	0.00	0.00	16.00	(7,452,929.70)
268	1	EO	(4,595,155.64)	0.00	0.00	0.00	0.00	0.00	90,975.26	(4,686,130.90)
416	1	1G	(750,133.11)	0.00	0.00	0.00	0.00	0.00	(166,895.63)	(583,237.48)
417	1	3G	(1,531,015.08)	0.00	0.00	0.00	0.00	0.00	50,272.17	(1,581,287.25)
401	1	7C	(1,079,743.54)	0.00	0.00	0.00	0.00	(35,558.27)	(0.00)	(1,044,185.27)
402	1	7D	(3,304,944.08)	0.00	(16,833.70)	(74,707.05)	(483,007.68)	(65,423.46)	(867,671.96)	(1,797,300.23)
415	1	7H	(5,976,745.00)	0.00	0.00	0.00	0.00	0.00	(74,773.00)	(5,901,972.00)
Zone 1			(414,443,373.20)	(2,804.61)	(635,110.23)	(337,341.23)	(7,846,091.90)	(9,701,807.70)	(28,113,346.53)	(367,806,871.00)

RESOLUTION NO. 2023-xxx

**BEFORE THE BOARD OF DIRECTORS OF THE
FRESNO METROPOLITAN FLOOD CONTROL DISTRICT**

**RESOLUTION OF FINDINGS FOR THE MITIGATION FEE ACT FIVE -YEAR
REPORT**

WHEREAS, the Fresno Metropolitan Flood Control District (District) has established Pre-Paid Drainage Assessment (PPDA) Trust Funds to comply with the Mitigation Fee Act's requirements to segregate funds or accounts to avoid commingling of the fees to be expended solely for the construction of facilities or the reimbursement of an agency for the construction of facilities with other revenues or funds; and

WHEREAS, the District is required to make certain findings once every five years with respect to unexpended funds in the PPDA Trust Funds pursuant to Government Code Section 66001(d); and

WHEREAS, the District has prepared that certain Mitigation Fee Act Report for fiscal year ending June 30, 2023, (the "Report"); and

WHEREAS, the Report, which makes the required findings under the Mitigation Fee Act, was made available to the public on November 29, 2023, on the District's website, within 180 days of the ending of the fiscal year 2023.

NOW, THEREFORE, BE IT RESOLVED that the Board of Directors of the Fresno Metropolitan Flood Control District hereby makes the following findings with regards to funds remaining in the PPDA Trust Fund as of June 30, 2023:

1. The above recitals are true and correct and this Board so finds and determines.
2. That the findings below are contained in the Report, which was made available to the

RESOLUTION NO. 2023-xxx
Page 2 of 2

public pursuant to the requirements contained in the Mitigation Fee Act.

3. The following findings are required pursuant to Gov. Code section 66001(d)(1) :

- a. That the purpose for which the fee is to be put has been identified. That a reasonable relationship has been demonstrated between the fee and the purpose for which it was charged.
- b. That all sources and amounts of funding anticipated to complete financing in incomplete improvements have been identified.
- c. That the approximate dates on which the funding referred to above is expected to be deposited into the appropriate fund has been designated.

PASSED AND ADOPTED this 13th day of December 2023 by the following vote, to

wit:

AYES:

NOES:

ABSENT:

ABSTAIN: