

COPY

POLICY MANUAL


Date Adopted: January 11, 1994

Classification: STORM WATER QUALITY

Date Last Amended:

Subject: Prohibited and Conditionally Allowable Non-Storm Water Discharges

Approved By:



I. Policy:

The District shall implement programs to eliminate non-storm water discharges to the maximum extent practicable. Non-storm water discharges which present negligible risks to public health, safety, the environment, and the storm water quality objectives for which the District is responsible shall be evaluated and may be conditionally allowable, as described in this interim policy.

II. Purpose:

To provide guidelines which will insure consistency, when considering complaints concerning or actions to eliminate non-storm water discharges to the District's storm drainage system.

III. Definitions:

A. Non-storm water: Discharges consisting of any solid or liquid other than storm water runoff, including industrial process water, wastewater, agricultural tail water, cooling water, wash water, well development discharge, waterline and hydrant flush water and solids and liquids from other sources.

POLICY MANUAL

Date Adopted: January 11, 1994

Classification: STORM WATER QUALITY

Date Last Amended:

Subject: Prohibited and Conditionally Allowable Non-Storm Water Discharges

Approved By:



IV. Regulatory References:

A. Federal Clean Water Act: Prohibits non-storm water discharges to storm water drainage systems except as permitted under a National Pollutant Discharge Elimination System permit; requires the U.S. Environmental Protection Agency (U.S. EPA) to regulate municipal and industrial storm water discharges.

B. State NPDES General Industrial and Construction Storm Water Discharge Permits: Discharges of non-storm water to the storm water drainage system are prohibited unless specifically exempted by the State Water Resources Control Board general permit or approved by the Regional Water Quality Control Board through a National Pollutant Discharge Elimination System (NPDES) wastewater discharge permit. Specific exemptions noted in the State Water Resources Control Board general permits are listed in the section of this policy entitled "Procedure."

POLICY MANUAL

Date Adopted: January 11, 1994

Classification: STORM WATER QUALITY

Date Last Amended:

Subject: Prohibited and Conditionally Allowable Non-Storm Water Discharges

Approved By:



V. Procedure:

A. The Fresno Metropolitan Flood Control District shall generally follow the policy outlined in the attached "Guideline For Prohibited Discharges To The Storm Drain System" when determining whether a specific discharge is allowable, or is prohibited; and if prohibited, in determining acceptable disposal methods for such non-storm water.

1. Whenever the District identifies any non-storm water discharge or receives any request to discharge non-storm water, the attached guidelines shall be referenced for the proper disposal determination.

2. The following non-storm water discharges may be conditionally allowed in the District's storm drainage system:

a. Non-chlorinated swimming pool/spa water, insuring the chlorine has dissipated prior to discharge to the system and that algaecides, filter backwash and other contaminants are not present.

POLICY MANUAL


Date Adopted: January 11, 1994

Classification: STORM WATER QUALITY

Date Last Amended:

Subject: Prohibited and Conditionally Allowable Non-Storm Water Discharges

Approved By:



- b. City of Fresno/Clovis well development discharge, subject to discharge agreements with the District.
- c. Discharges made pursuant to NPDES permits issued by the Central Valley Regional Water Quality Control Board (CVRWQCB), subject to discharge agreements with the District.
- d. Residential and non-profit car washing activities.
- e. Overflow from concrete washout disposal facilities, insuring concrete sediments are not released to the system.
- f. Construction/foundation dewatering, insuring such discharge water is non-turbid, and uncontaminated.
- g. Uncontaminated groundwater.
- h. Runoff from fire fighting, provided the fire does not involve a hazardous material storage manufacturing or processing facility.
- i. Potable waterline and hydrant flushing and testing, insuring the chlorine has dissipated and no other contaminants are present.

POLICY MANUAL

Date Adopted: January 11, 1994

Classification: STORM WATER QUALITY

Date Last Amended:

Subject: Prohibited and Conditionally Allowable Non-Storm Water Discharges

Approved By:



- j. Landscape and agricultural irrigation runoff.
- k. Discharges of potable water subject to confirmation by analytical tests and letter approval by the CVRWQCB.
- l. Residential air conditioning condensation.
- m. Non-residential airconditioner cooling water, provided such water has not been exposed to contaminants prior to discharge.

B. The District shall administer and enforce this policy through the following mechanisms:

- 1. All Dischargers of prohibited non-storm water discharges shall be directed to utilize the most appropriate disposal method per the attached guideline.
- 2. Potentially hazardous discharges shall be referred immediately to Fresno County Department of Community Health Hazardous Material Emergency Response Team or Fresno City Fire Department.

POLICY MANUAL

Date Adopted: January 11, 1994

Classification: STORM WATER QUALITY

Date Last Amended:

Subject: Prohibited and Conditionally Allowable Non-Storm Water Discharges

Approved By:

3. Discharges which are violations of the State Health and Safety Code or local illegal dumping and nuisance ordinances shall be referred to the County Health Department.

4. Discharges which represent potential violations of the ordinance codes of the cities of Clovis or Fresno or the County of Fresno shall be referred to the appropriate response department and legal counsel of such agency.

5. Discharges which represent violations of the District's ordinance code shall be referred to the Environmental Resources Manager and General Counsel of the District.

6. Conditionally allowable discharges shall be handled as follows:

- a. Residential and agricultural discharges: provide resident and/or property owner with informational letter.

POLICY MANUAL


Date Adopted: January 11, 1994

Classification: STORM WATER QUALITY

Date Last Amended:

Subject: Prohibited and Conditionally Allowable Non-Storm Water Discharges

Approved By:



- b. Construction discharges: provide contractor with informational letter; refer problem situations to CVRWQCB.
- c. Fire fighting flows: emergency response agencies shall contact the District if contamination is suspected and shall contain such flows to the maximum extent practicable.
- d. All other onetime discharges of uncontaminated or treated water (i.e., meets drinking water standards) from industrial, commercial, and agency sources: discharger required to perform analytical tests and secure letter approval to discharge from RWQCB.
- e. All other discharges of uncontaminated or treated water (i.e., meets drinking water standards) from industrial, commercial, and agency sources: discharger required to secure NPDES wastewater discharge permit and enter into a discharge agreement with District providing proper assurances relating to the quality and quantity of flows and liability protection.

GUIDELINE FOR DISCHARGES TO THE STORM DRAIN SYSTEM

January 1994

If the wastewaters and products on this chart are prohibited from discharge to the Fresno Metropolitan Flood Control District storm system. Some wastewaters are conditionally allowed, provided the discharger insures pollutants are not present and complies with strict requirements. Use this matrix to decide which alternative disposal strategies to use. **ALTERNATIVES ARE LISTED IN PRIORITY ORDER.**

HHW Household hazardous waste (Government-sponsored drop-off events)
 POTW Publicly Owned Treatment Works (Sewage Treatment Plants)
 RWQCB California Regional Water Quality Control Board (Fresno)

"Dispose to sanitary sewer" means dispose into sink, toilet, or sanitary sewer clean-out connection.

"Dispose as trash" means dispose in dumpsters or trash containers for pickup and/or eventual disposal in landfill.

"Dispose as hazardous waste" for business/commercial means contract with a hazardous waste hauler to remove and dispose.

DISCHARGE	BUSINESS/COMMERCIAL Disposal Priorities	RESIDENTIAL DISPOSAL PRIORITIES
-----------	--	------------------------------------

GENERAL CONSTRUCTION AND PAINTING; STREET AND UTILITY MAINTENANCE

	Approval Required By	
Oil-based	1. Recycle or use. 2. Dispose as hazardous waste.	1. Recycle or use.
Water-based	1. Recycle or use. 2. Dry residue in cans, dispose as trash. 3. If volume is too much to dry, dispose as hazardous waste.	1. Recycle or use. 2. Dry residue in cans, dispose as trash. 3. Dispose as hazardous waste.
Oil-based cleanup	Wipe paint out of brushes, then: 1. Filter & reuse thinners, solvents. 2. Dispose as hazardous waste.	Wipe paint out of brushes, then: 1. Filter & reuse thinners, solvents. 2. Dispose as hazardous waste.
Water-based cleanup	Wipe paint out of brushes, then: 1. Rinse to sanitary sewer.	Wipe paint out of brushes, then: 1. Rinse to sanitary sewer.
Dry paint cans	1. Remove lids, dispose as trash.	1. Remove lids, dispose as trash.
Solvent stripping	1. Dispose as hazardous waste.	1. Dispose as hazardous waste.

DISCHARGE	BUSINESS/COMMERCIAL Disposal Priorities	RESIDENTIAL DISPOSAL PRIORITIES
GENERAL CONSTRUCTION AND PAINTING; STREET AND UTILITY MAINTENANCE		
cleaning exterior cleaning (high pressure er)	1. Prevent entry into storm drain and remove off-site. 2. Wash onto dirt area, spade in. 3. Collect (e.g. mop up) and discharge to sanitary sewer.	POTW
cleaning of building exteriors which contain HAZARDOUS MATERIAL (e.g. mercury, lead) in paints	1. Use dry cleaning methods. 2. Contain and dispose wastewater as hazardous waste. (Suggestion: dry material first to reduce volume)	
non-hazardous paint scraping/sand cleaning	1. Dry sweep, dispose as trash.	1. Dry sweep, dispose as trash.
HAZARDOUS paint scraping/sand cleaning marine paints or paints containing or tributyl tin)	1. Dry sweep, dispose as hazardous waste.	1. Dry sweep; dispose as hazardous waste.
from excavations during periods when storms are forecast	1. Should not be placed in street or on paved areas. 2. Remove from site or backfill by end of day. 3. Cover with tarpaulin, or surround with hay bales, or use other runoff controls. Note: Thoroughly sweep following removal of dirt in all three alternatives.	
from excavations placed on paved surface during periods when storms are forecast	1. Keep material out of storm conveyance systems, and thoroughly remove via sweeping following removal of dirt.	

DISCHARGE	BUSINESS/COMMERCIAL		RESIDENTIAL DISPOSAL PRIORITIES
	Disposal Priorities	Approval Required By	
GENERAL CONSTRUCTION AND PAINTING; STREET AND UTILITY MAINTENANCE			
drainage streets in construction areas	<ol style="list-style-type: none"> 1. Dry sweep and minimize tracking of mud. 2. Use silt ponds and/or similar pollutant reduction techniques when flushing pavement. 		
erosion, sediments	<ol style="list-style-type: none"> 1. Cover disturbed soils, use erosion controls. 2. Seed or plant immediately. 		
spillage of cement, grout, mortar	<ol style="list-style-type: none"> 1. Use excess. 2. Bury in utility trenches. 3. Dispose to trash. 		<ol style="list-style-type: none"> 1. Use excess. 2. Dispose as trash.
runoff water from concrete/mortar (etc.)	<ol style="list-style-type: none"> 1. Wash onto dirt area, spade in. 2. Pump and remove to appropriate disposal facility. 3. Use on-site settling/infiltration pond. 	POTW	<ol style="list-style-type: none"> 1. Wash onto dirt area, spade in. 2. Pump and remove to appropriate disposal facility. 3. Use on-site settling/infiltration pond.
regate wash from driveway/patio construction	<ol style="list-style-type: none"> 1. Wash onto dirt area, spade in. 2. Pump and remove to appropriate disposal facility. 3. Use on-site settling/infiltration pond. 	POTW	<ol style="list-style-type: none"> 1. Wash onto dirt area, spade in. 2. Pump and remove to appropriate disposal facility.
sewage water from concrete mixing trucks.	<ol style="list-style-type: none"> 1. Return truck to yard for rinsing into pond or dirt area. 2. At construction site, wash into pond or dirt area. 		
hazardous construction and demolition debris	<ol style="list-style-type: none"> 1. Recycle/reuse (concrete, wood, etc.). 2. Dispose as trash. 		<ol style="list-style-type: none"> 1. Recycle/reuse (concrete, wood, etc.). 2. Dispose as trash.

DISCHARGE	BUSINESS/COMMERCIAL Disposal Priorities	RESIDENTIAL DISPOSAL PRIORITIES
GENERAL CONSTRUCTION AND PAINTING; STREET AND UTILITY MAINTENANCE		Approval Required By
hazardous demolition and construction debris (e.g. asbestos)	1. Dispose as hazardous waste.	1. Do not attempt to remove yourself. Contact asbestos removal service for safe removal and disposal.
m-cut slurry	<ol style="list-style-type: none"> 1. Use dry cutting technique and sweep up residue. 2. Vacuum slurry and dispose off-site. 3. Block storm drain or berm with low weir as necessary to allow most solids to settle. Shovel out gutters; dispose residue to dirt area, construction yard or landfill. Unblock drain. 	
wastewater dewatering (non-turbid, contaminated groundwater)	<ol style="list-style-type: none"> 1. Recycle or use. 2. Discharge to storm drain. 	<ol style="list-style-type: none"> 1. Recycle or use. 2. Discharge to storm drain.
wastewater dewatering (other than non-turbid, uncontaminated groundwater)	<ol style="list-style-type: none"> 1. Recycle or use. 2. Discharge to sanitary sewer. 3. As appropriate, treat prior to discharge to storm drain. 	
table toilet waste	1. Leasing company shall dispose to sanitary sewer at POTW.	
leakage from garbage dumpsters	<ol style="list-style-type: none"> 1. Collect, contain leaking material. Eliminate leak, keep covered, return to leasing company for immediate repair. 2. If dumpster is used for liquid waste, use plastic liner. 	

not to be disposed at South Gate
Station (Church/Fruit)

DISCHARGE	BUSINESS/COMMERCIAL Disposal Priorities	RESIDENTIAL DISPOSAL PRIORITIES
Approval Required By		
GENERAL CONSTRUCTION AND PAINTING; STREET AND UTILITY MAINTENANCE		
Bins from construction debris bins	<ol style="list-style-type: none"> 1. Insure that bins are used for dry nonhazardous materials only. (Suggestion: Fencing, covering help prevent misuse.) 	
Dumpster cleaning water	<ol style="list-style-type: none"> 1. Clean at dumpster owner's facility, and discharge to sanitary sewer. 2. Clean on-site and discharge to sanitary sewer. 	<p>POTW POTW</p>
<p>Painting driveways, paved areas *</p> <p>Special Focus = Restaurant alleys Grocery dumpster areas</p> <p>Note: Water conservation ordinances contain additional restrictions</p>	<ol style="list-style-type: none"> 1. Sweep and dispose as trash (dry cleaning only). 2. For vehicle leaks, restaurant/grocery alleys, follow this 3-step process: <ol style="list-style-type: none"> a. Clean up leaks with rags or adsorbents. Dispose as trash. b. Sweep, using granular absorbent material (cat litter). Dispose as trash. c. Mop and dispose of mopwater to sanitary sewer (or collect rinse water and pump to the sanitary sewer). 3. Same as 2 above, but with rinse water (2c)(no soap) discharged to storm drain. 	<ol style="list-style-type: none"> 1. Sweep and dispose as trash (dry cleaning only). 2. For vehicle leaks, follow this 3-step process: <ol style="list-style-type: none"> a. Clean up leaks with rags or adsorbents; dispose as hazardous waste. b. Sweep, using granular absorbent material (cat litter). Dispose as hazardous waste. c. Mop and dispose of mopwater to sanitary sewer.
<p>Storm cleaning of sidewalks, plazas *</p> <p>Note: Water conservation ordinances contain additional restrictions</p>	<ol style="list-style-type: none"> 1. Collect all water and pump to sanitary sewer. 2. Follow this 3-step process: <ol style="list-style-type: none"> a. Clean oil leaks with rags or adsorbents. b. Sweep (use dry absorbent as needed). c. Use no soap, discharge to storm drain. 	

DISCHARGE	Disposal Priorities	BUSINESS/COMMERCIAL	Approval Required By	RESIDENTIAL DISPOSAL PRIORITIES
GENERAL CONSTRUCTION AND PAINTING; STREET AND UTILITY MAINTENANCE				
Potable water/line flushing hydrant testing	1. Deactivate chlorine by maximizing time water will travel before reaching storm drain.			1. Insure chlorine has dissipated and no other contaminants are present prior to discharge to storm drain.
Super-chlorinated (above 1 ppm) water from line flushing	1. Discharge to sanitary sewer. 2. Complete dechlorination required before discharge to storm drain.		FMFCD	
LANDSCAPE/GARDEN MAINTENANCE				
Pesticides	1. Use up. Triple-rinse containers; use rinsewater as product. Dispose rinsed containers as trash. 2. Dispose unused pesticide as hazardous waste.			1. Use up. Triple-rinse containers; use rinsewater as pesticide. Dispose rinsed container as trash.
Garden clippings	1. Compost. 2. Take to landfill.			1. Compost. 2. Dispose as trash.
Tree trimming	1. Chip if necessary, before composting or recycling. 2. Take to landfill.			1. Chip if necessary, before composting or recycling. 2. Dispose as trash.
Swimming pool, spa, fountain water	1. Do not use metal-based algaecides (i.e. copper sulfate). 2. Recycle/reuse (e.g. irrigation). 3. Discharge to sanitary sewer. Determine chlorine residual = 0, wait 24 hours and then discharge to storm drain.		City of Fresno, FMFCD	1. Do not use metal-based algaecides (i.e. copper sulfate). 2. Recycle/reuse (e.g. irrigation). 3. Allow chlorine to dissipate by waiting 24 hours, then discharge to storm drain.
Bid or other pool/spa/fountain cleaners	1. Use up. 2. Neutralize and discharge to sanitary sewer.		POTW	1. Use up. 2. Neutralize and discharge to sanitary sewer.

DISCHARGE	BUSINESS/COMMERCIAL		RESIDENTIAL DISPOSAL PRIORITIES
	Disposal Priorities	Approval Required By	
VEHICLE WASTES			
Used motor oil	1. Use secondary containment while storing; send to recycler.		1. Put out for curbside recycling pickup where available. 2. Take to recycling facility or auto service facility with recycling program.
Refrigerant	1. Use secondary containment while storing; send to recycler.		1. Take vehicle to commercial auto facility for service. 2. Take to auto service facility with recycling program.
Motor vehicle fluids and solvents	1. Dispose as hazardous waste.		1. Dispose as hazardous waste.
Automobile batteries	1. Send to auto battery recycler.		1. Exchange at retail outlet.
Waste from home/construction trailer	1. Use holding tank; dispose to sanitary sewer.		1. Use holding tank; dispose to sanitary sewer.
Car wash water	1. Reuse/recycle or use commercial car wash. 2. Discharge to sanitary sewer, never to storm drain.	POTW	1. Take to commercial car wash. 2. Wash over lawn or dirt area. 3. If soap is used, use a bucket for soapy water, and discharge remaining soapy water over lawn or dirt area prior to discharge to storm drain.
Wash water from dust removal at new fleets	1. Discharge to sanitary sewer. 2. If rinsing dust from exterior surfaces for appearance purposes, use no soap (water only); discharge to storm drain.	POTW	

DISCHARGE	BUSINESS/COMMERCIAL Disposal Priorities	RESIDENTIAL DISPOSAL PRIORITIES
vehicle leaks at vehicle repair facilities	Disposal Priorities 1. Clean up leaks with rags or absorbents, if saturated, treatment may be necessary prior to disposal. 2. Sweep, using granular absorbent material (cat litter), if saturated treatment may be necessary prior to disposal.	
THER WASTES		
carpet cleaning solutions and other mobile washing services	1. Dispose to sanitary sewer.	1. Dispose to sanitary sewer.
paint fix from photoprocessing	1. Collect for hauling as hazardous waste. 2. Treat to silver discharge limit.	1. Collect and discharge to POTW (treatment may be required.)
roof drains	1. If roof is significantly contaminated with industrial waste products, treat, discharge to sanitary sewer. 2. Discharge through grassy swale prior to discharge to storm drain.	
cooling water air conditioning condensate	1. Recycle/reuse (landscaping, etc.). 2. Treat if necessary; discharge to sanitary sewer. 3. Treat and discharge to storm drain.	
impounded groundwater, filtration/foundation drainage (contamination)	1. Recycle/reuse (landscaping, etc.). 2. Treat if necessary; discharge to sanitary sewer. 3. Treat and discharge to storm drain.	
fire fighting flows	If contamination is present, Fire Dept will attempt to prevent flow to stream or storm drain.	

DISCHARGE	BUSINESS/COMMERCIAL Disposal Priorities	Approval Required By	RESIDENTIAL DISPOSAL PRIORITIES
OTHER WASTES			
Kitchen Grease	1. Provide secondary containment, collect, send to recycler/permitted hauler. 2. Provide secondary containment, collect, send to landfill via hauler.		1. Collect, solidify, dispose as trash.
Restaurant cleaning of floor mats, exhaust filters, etc.	1. Clean inside building, discharge to sanitary sewer. 2. Clean outside in container or bermed area, discharge to sanitary sewer.		
Cleanup wastewater from sewer backup	1. Follow this procedure: a. Block storm drain, contain, collect, and return spilled material to the sanitary sewer. b. Block storm drain, rinse remaining material to collection point and pump to sanitary sewer. (No rinse-water may flow to storm drain).		
Contaminated fire sprinkler water from stem testing/cleaning (e.g. water containing cleaning agents; corrosion inhibitors; or non-H ₂ O suppressants)	1. Discharge to sanitary sewer. (Note: Non-contaminated water may be discharged to the storm drain.)	POTW FMFCD	

GRAM PARTICIPANTS:

of Fresno Public Works Dept (209) 498-2619
 of Clovis Public Works Dept (209) 297-2376
 no County Public Works Dept (209) 453-5059
 no County Environmental Health Systems (209) 453-3271
 ornia Transportation (209) 488-4005
 ornia State University of Fresno (209) 278-7422
 no Metropolitan Flood Control District (209) 456-3292

**WASTEWATER TREATMENT AUTHORITIES
(POTWs)**

City of Fresno
 Environmental Services Section
 Wastewater Management Division
 5607 W. Jensen Avenue
 Fresno, CA 93706-9458
 (209) 498-1718

Malaga County Water District
 3580 S. Frank Avenue
 Fresno, CA 93725
 (209) 485-7353

Pinedale Utilities
 1100 W. Shaw Avenue
 Fresno, CA 93711
 (209) 222-8455

TRIAL VALLEY REGIONAL WATER QUALITY CONTROL BOARD, FRESNO (209) 445-5116